

Supplementary Materials: Enhanced Electrocatalytic Behaviour of Poy(aniline-co-2-hydroxyaniline) Coated Electrodes for Hydrogen Peroxide Electrooxidation

Anwar ul Haq Ali Shah, Ayesha Inayat and Salma Bilal *

Stability

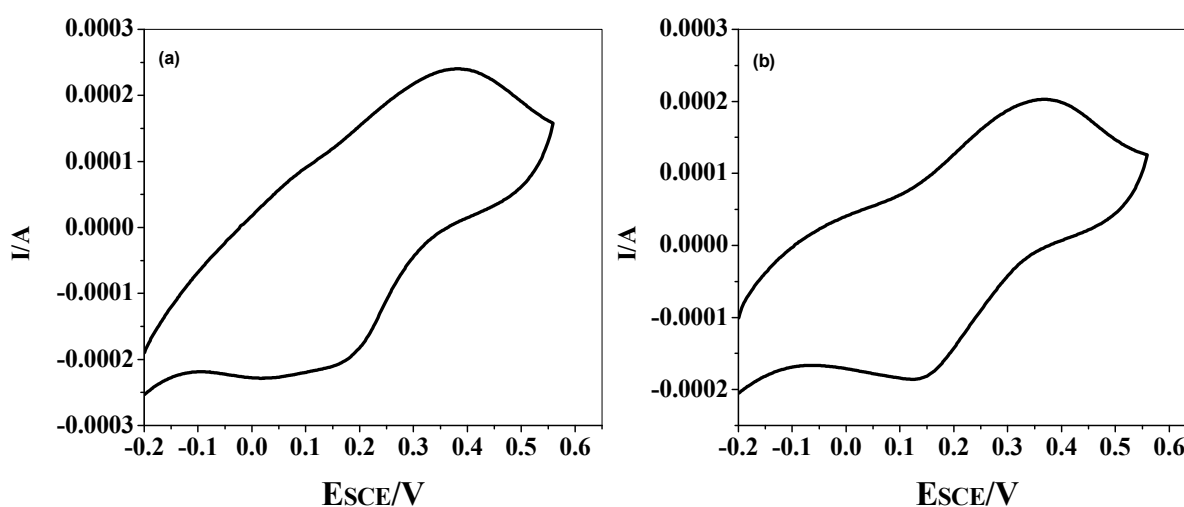


Figure S1. CVs of PACHA coated electrode in 1.4×10^{-6} M H_2O_2 (a) before and (b) after 10 days.

Sensitivity

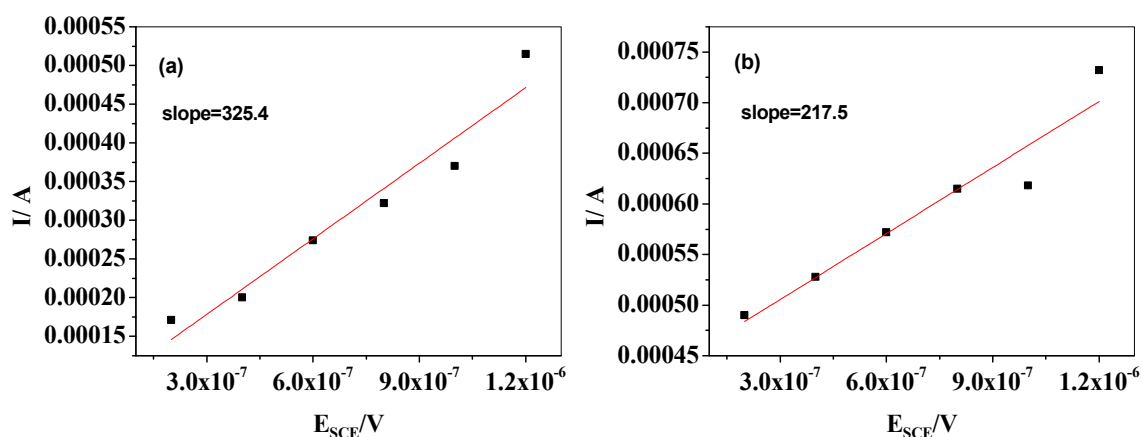


Figure S2. Calibration curve of current response of PACHA with H_2O_2 concentration ranges from 2×10^{-7} to 1.2×10^{-6} M.

Reproducibility

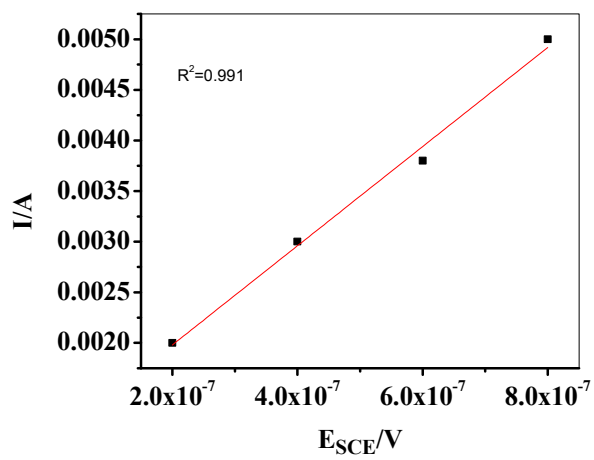


Figure S3. The current response of PACHA with H₂O₂ concentration ranging from 2×10⁻⁷-8×10⁻⁷ M.