

Article

DFT Study of N₂O Adsorption onto the Surface of M-Decorated Graphene Oxide (M = Mg, Cu or Ag)

Zhong Liu ¹, Xi-ren Cheng ¹, Yi-min Yang ¹, Hong-zhang Jia ¹, Bao-quan Bai ¹ and Li Zhao ^{2,*}

Supplementary information 1:

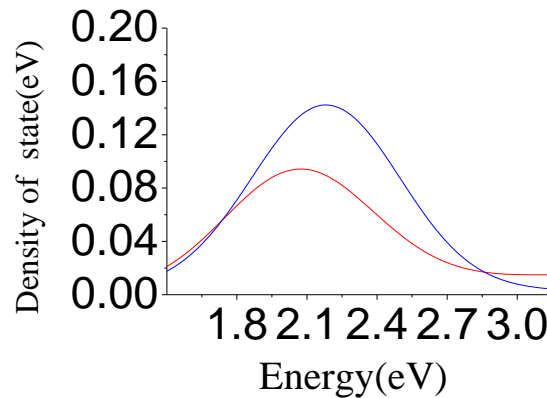


Figure S1. LDOS of N₂O–Mg–GO (O-end).

Supplementary information 2:

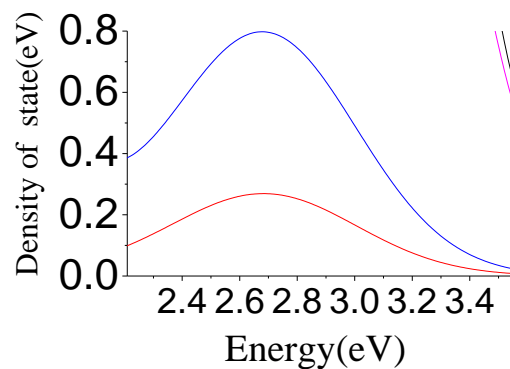
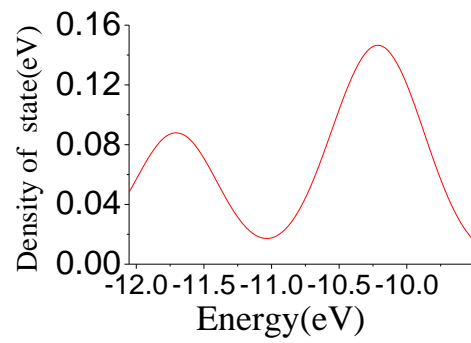
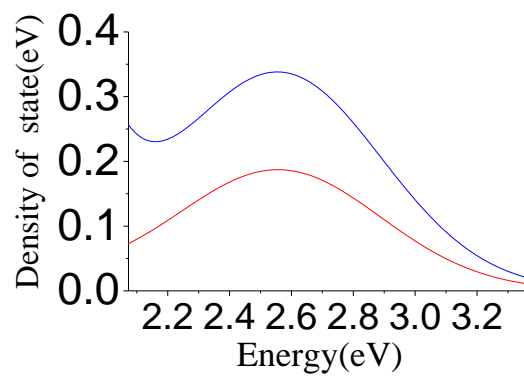


Figure S2. LDOS of N₂O–Cu–GO (O-end).

Supplementary information 3:**Figure S3.** LDOS of N₂O-Cu-GO (N-end).**Supplementary information 4:****Figure S4.** LDOS of N₂O-Ag-GO (N-end).

Supplementary information 5:

Table S1. Hirshfeld charges of atoms or partial structure in those systems below (M = Mg, Cu or Ag)^a.

System	C1	C2	O1	M	O2	N1	N2	N2O	Graphene
N ₂ O	-	-	-	-	-0.109	0.192	-0.083	0	-
GO	0.052	0.052	-0.133	-	-	-	-	-	0.133
N ₂ O–GO (O-end)	0.051	0.051	-0.133	-	-0.103	0.192	-0.087	0.02	0.131
N ₂ O–GO (N-end)	0.052	0.052	-0.126	-	-0.115	0.189	-0.075	-0.01	0.127
Mg–GO	0.046	-0.007	-0.343	0.516	-	-	-	-	-0.173
Cu–GO	0.039	0.002	-0.276	0.336	-	-	-	-	-0.06
Ag–GO	0.045	-0.001	-0.262	0.293	-	-	-	-	-0.031
N ₂ O–Mg–GO (O-end)	0.051	0.001	-0.331	0.499	-0.492	0.065	0.055	-0.372	0.204
N ₂ O–Mg–GO (N-end)	0.044	-0.008	-0.355	0.621	-0.088	0.156	-0.149	-0.081	-0.185
N ₂ O–Cu–GO (O-end)	0.04	-0.001	-0.289	0.233	-0.065	0.216	0.013	0.164	-0.108
N ₂ O–Cu–GO (N-end)	0.044	-0.002	-0.295	0.288	-0.066	0.214	-0.063	0.085	-0.078
N ₂ O–Ag–GO (O-end)	0.039	0.001	-0.29	0.293	-0.082	0.213	-0.002	0.129	-0.132
N ₂ O–Ag–GO (N-end)	0.039	0	-0.298	0.301	-0.053	0.227	-0.047	0.127	-0.13

^a negative sign implies electrons gained, whereas a positive sign implies electrons lost by the atom (unit of charge is electron).



© 2019 by the authors. Submitted for possible open access publication under the terms and conditions of the Creative Commons Attribution (CC BY) license (<http://creativecommons.org/licenses/by/4.0/>).