

Supplementary Materials

(E)-1,1,1-Trifluoro-6,6-bis(4-methoxyphenyl)hexa- 3,5-dien-2-one

Victorio Cadierno *

Laboratorio de Compuestos Organometálicos y Catálisis (Unidad Asociada al CSIC), Departamento de Química Orgánica e Inorgánica, Facultad de Química, Universidad de Oviedo, Julián Clavería 8, E-33006 Oviedo, Spain.

Correspondence: vcm@uniovi.es

Contents

Figure S1: $^{19}\text{F}\{^1\text{H}\}$ NMR spectra of compound 4.	S2
Figure S2: ^1H NMR spectra of compound 4.	S2
Figure S3: $^{13}\text{C}\{^1\text{H}\}$ NMR spectra of compound 4.	S3

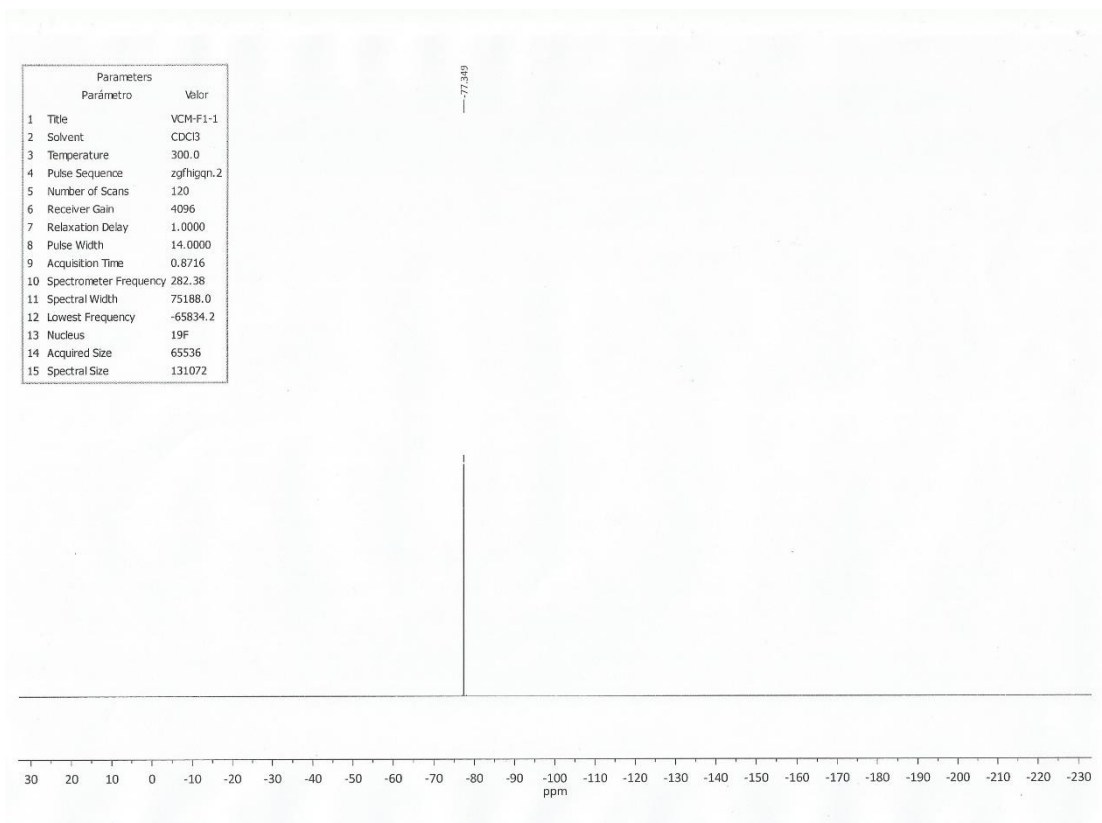


Figure S1: $^{19}\text{F}\{^1\text{H}\}$ NMR spectrum (282 MHz, CDCl_3) of compound **4**.

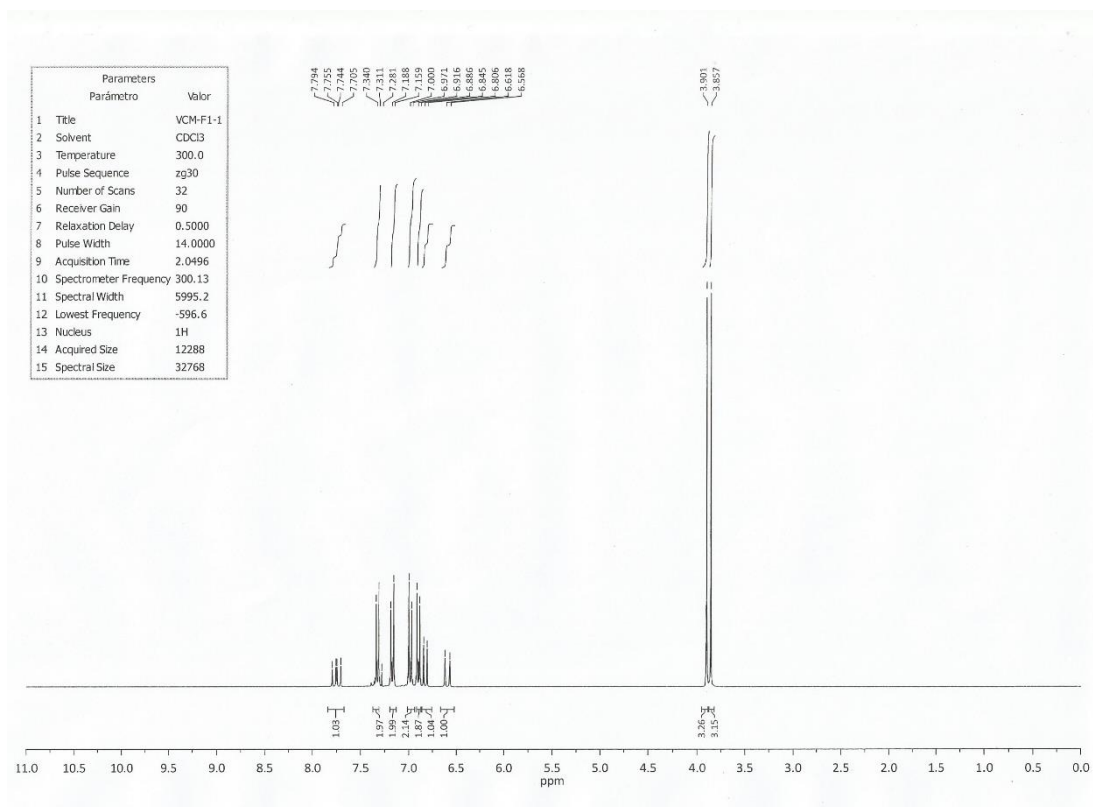


Figure S2: ^1H NMR spectrum (300 MHz, CDCl_3) of compound **4**.

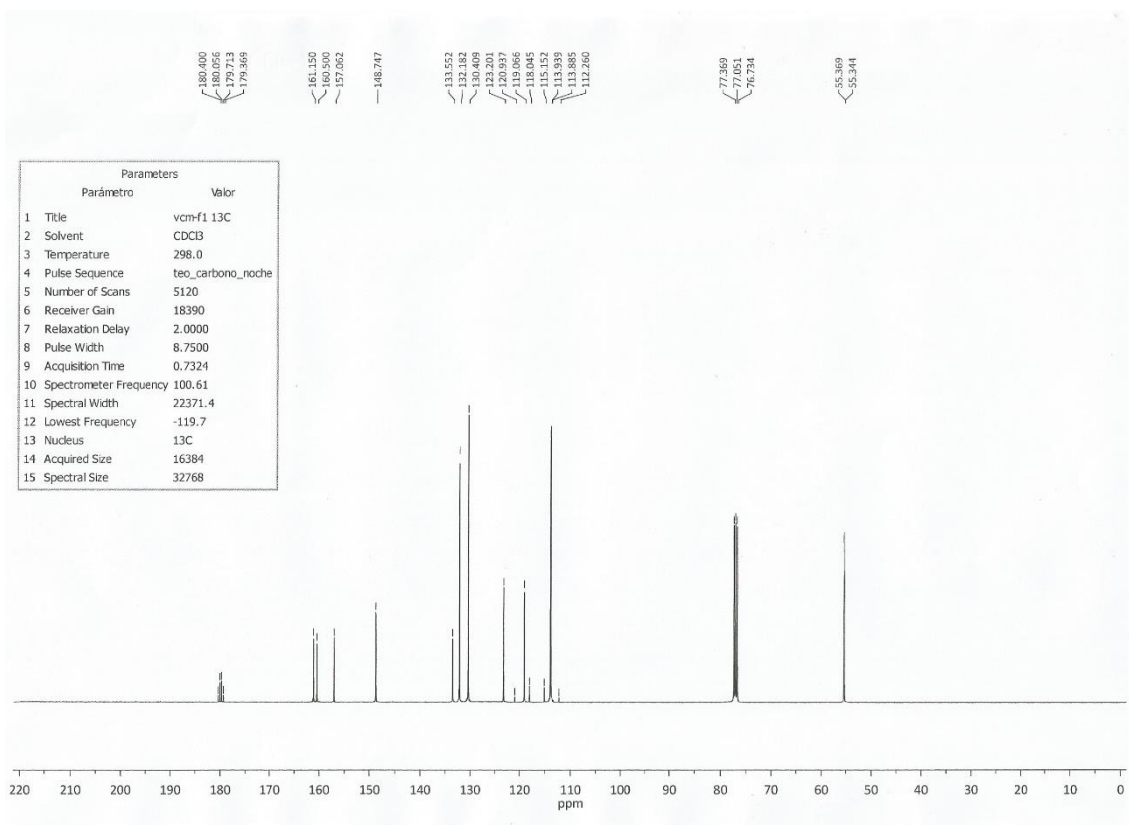


Figure S3: $^{13}\text{C}\{^1\text{H}\}$ NMR spectrum (100 MHz, CDCl_3) of compound **4**.