

Crystal Structure of 9-Dibenzylsulfide-7,8-dicarba-*nido*-undecaborane 9-Bn₂S-7,8-C₂B₉H₁₁

Sergey A. Anufriev ¹, Alexei A. Anisimov ^{1,2}, Igor B. Sivaev ^{1,3,*} and Vladimir I. Bregadze ¹

¹ A.N. Nesmeyanov Institute of Organoelement Compounds, Russian Academy of Sciences, 28 Vavilov Str., 119991 Moscow, Russia; trueman476@mail.ru (S.A.A.); anisimov.alex.a@gmail.com (A.A.A.); sivaev@ineos.ac.ru (I.B.S.); bre@ineos.ac.ru (V.I.B.)

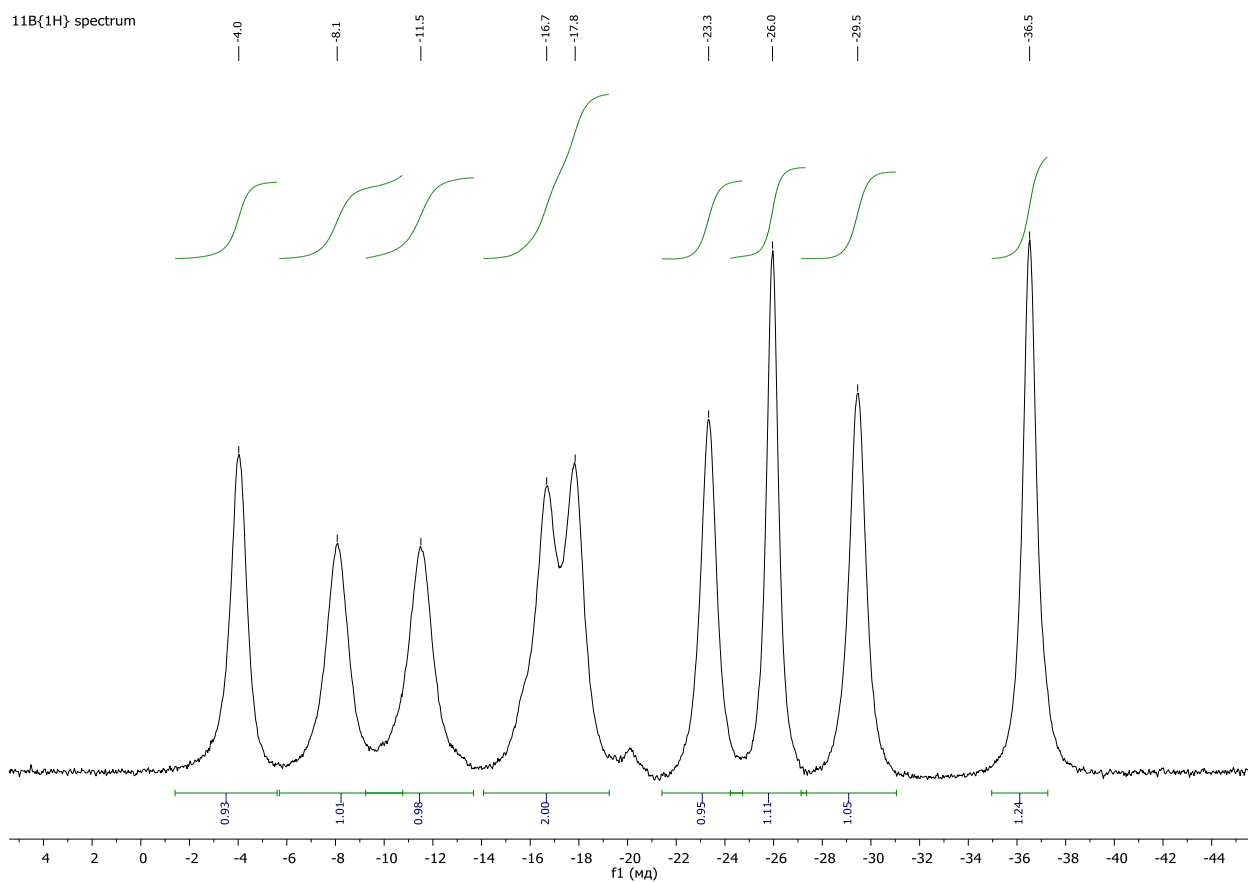
² Higher Chemical College at the Russian Academy of Sciences, D.I. Mendeleev Russian Chemical

Technological University, 9 Miusskaya Sq., 125047 Moscow, Russia

³ Basic Department of Chemistry of Innovative Materials and Technologies, G.V. Plekhanov Russian

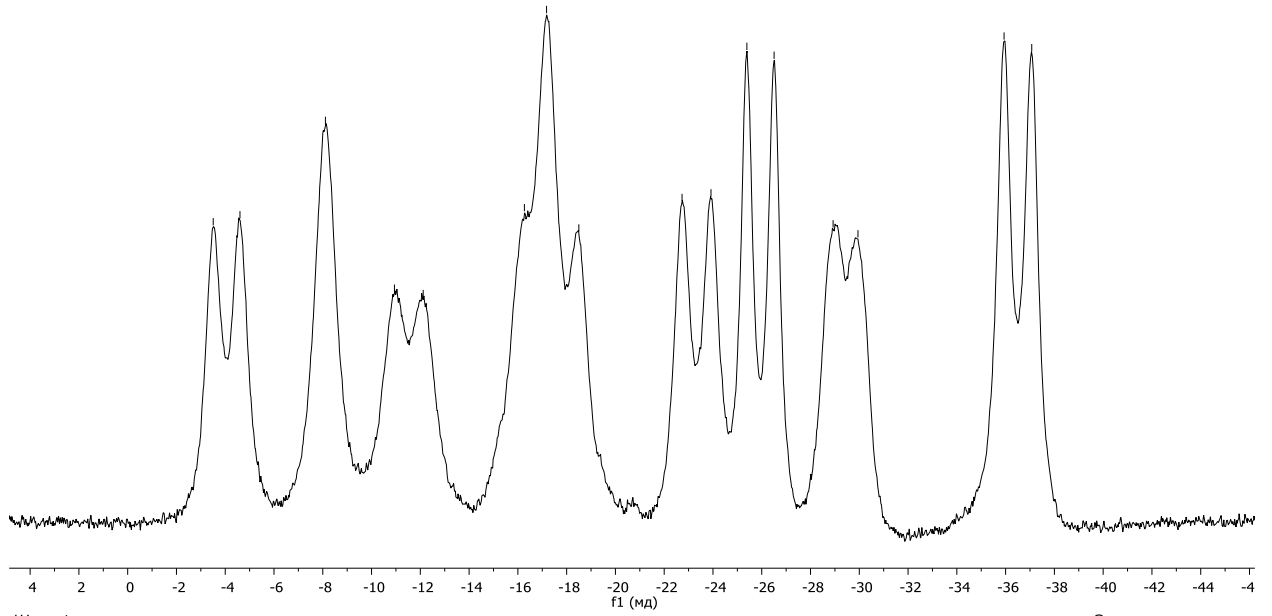
University of Economics, 36 Stremyanniy Line, 117997 Moscow, Russia

* Correspondence: sivaev@ineos.ac.ru (I.B.S.)



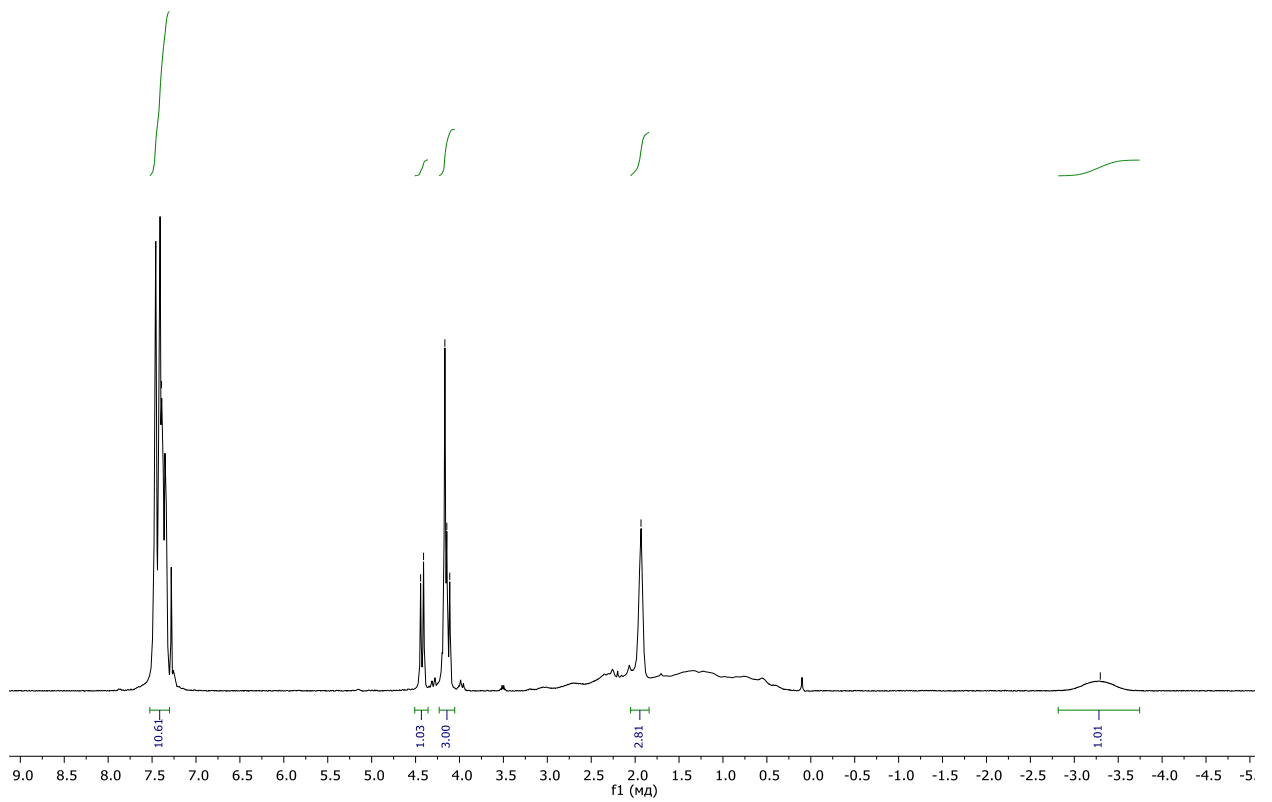
11B spectrum

-3.5
-4.6
-8.1
-10.9
-12.1
-16.3
-17.2
-18.5
-22.7
-23.9
-25.4
-26.5
-28.9
-29.9
-35.9
-37.1



1H spectrum

-7.39
4.44
4.41
4.17
4.14
4.11
-1.93
-3.30



$^{13}\text{C}\{^1\text{H}\}$ spectrum

