

Supplementary Materials

Novel porous nitrogen doped graphene/carbon black composites as efficient oxygen reduction reaction electrocatalyst for power generation in microbial fuel cell

Yuan Liu ^{1,2,*}, Zhimei Liu ², Hong Liu ^{1,2,*} and Meiling Liao ^{1,2}

¹ Key Laboratory of Reservoir Aquatic Environment, Chinese Academy of Sciences, China; liaomeiling@cigit.ac.cn (M.L.)

² Chongqing Institute of Green and Intelligent Technology, Chinese Academy of Sciences, Chongqing 400714, China; zmliu@cigit.ac.cn (Z.L.)

* Correspondence: liuyuan@cigit.ac.cn (Y.L.); liuhong@cigit.ac.cn (H.L.); Tel.: +86-23-65935802 (Y.L.); +86-23-65935802 (H.L.)

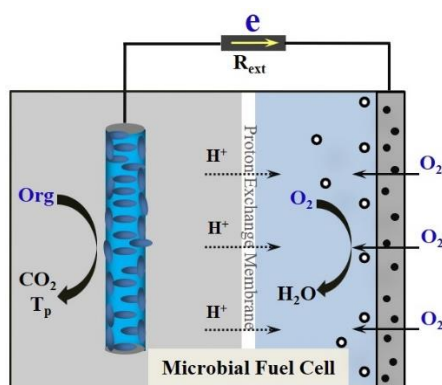


Figure S1. The schematic figure of dual-chamber microbial fuel cell.

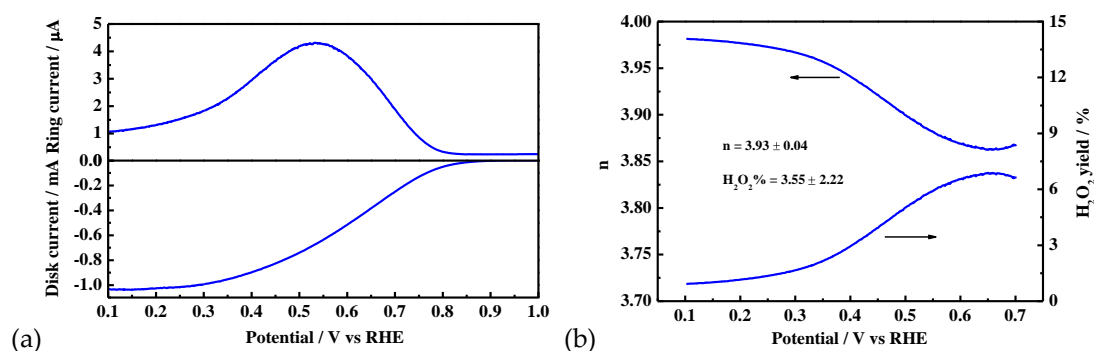


Figure S2. The current-potential profiles of RRDE tests in O₂-saturated 0.1 M PBS at 1600 rpm (a) and corresponding H₂O₂ yield and electron transfer number (b) of Pt/C.

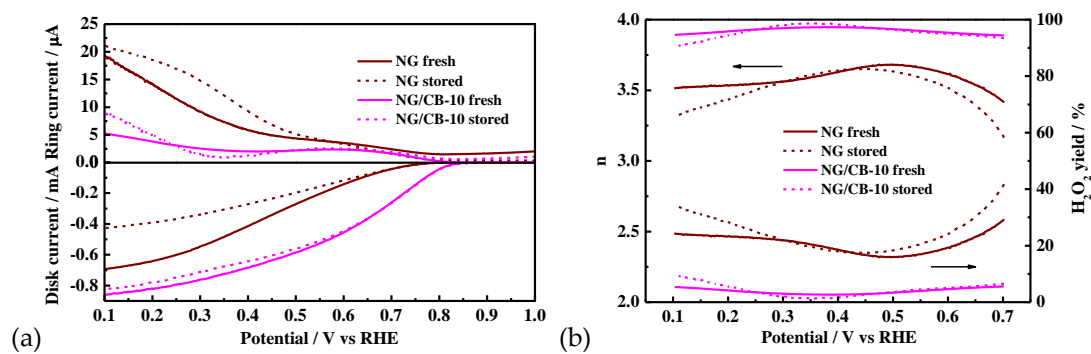


Figure S3. The current-potential profiles of RRDE tests in O_2 -saturated 0.1 M PBS at 1600 rpm (a) and corresponding H_2O_2 yield and electron transfer number (b) of NG and NG/CB-10 electrocatalysts before and after one-month storage.




Figure S4. SEM images of NG (a), NG/CB-1 (b), NG/CB-2 (c), NG/CB-5 (d), NG/CB-20 (e) and CB (f).

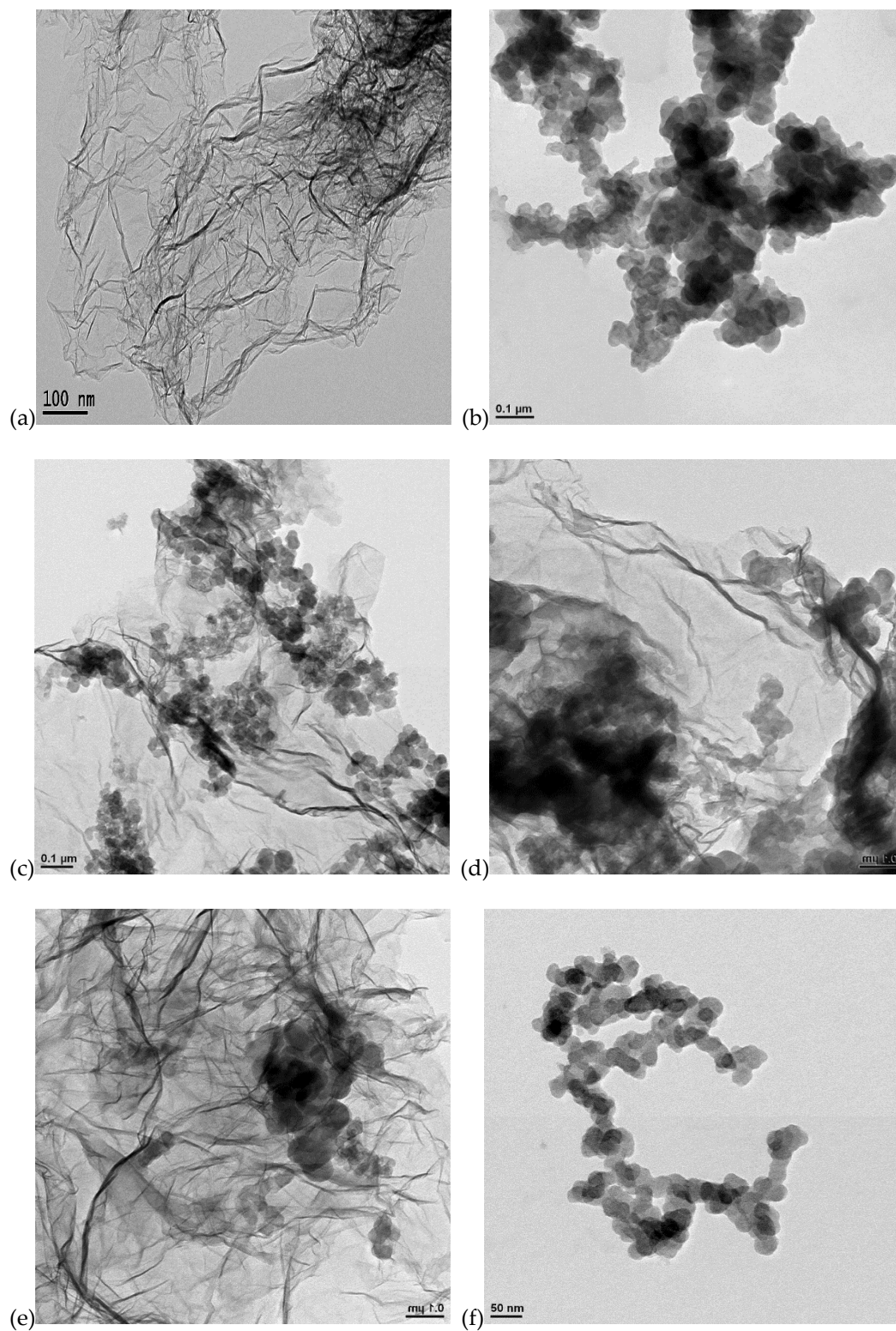


Figure S5. TEM images NG (a), NG/CB-1 (b), NG/CB-2 (c), NG/CB-5 (d), NG/CB-20 (e) and CB (f).

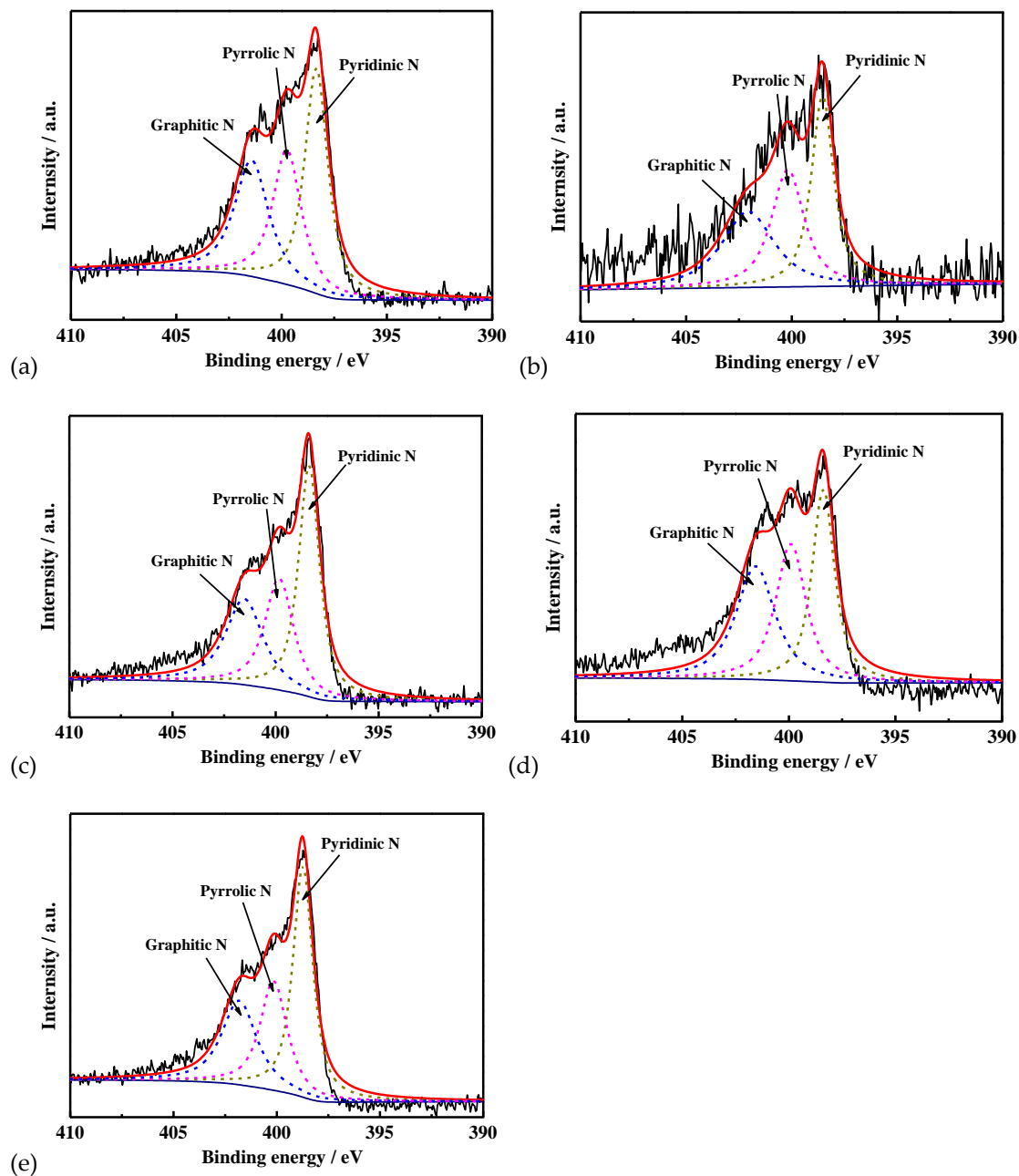


Figure S6. High resolution of N1s of NG (a), NG/CB-1 (b), NG/CB-2 (c), NG/CB-5 (d) and NG/CB-20 (e).