

Supporting information

Synthesis and antibacterial properties of novel ZnMn₂O₄–chitosan nanocomposites

Rajiv Gandhi Packirisamy¹, Chandramohan Govindasamy¹, Anandhavelu Sanmugam², K. Karuppasamy³, Hyun-Seok Kim³, Dhanasekaran Vikraman^{3*}

¹Research and Development Centre, Bharathiar University, Coimbatore 641046, India.

²Department of Chemistry, Vel Tech Multi Tech., Chennai 600062, India.

³Division of Electronics and Electrical Engineering, Dongguk University-Seoul, Seoul 04620, Republic of Korea.

*Correspondence: v.j.dhanasekaran@gmail.com; Tel.: +82-2-2260-8735

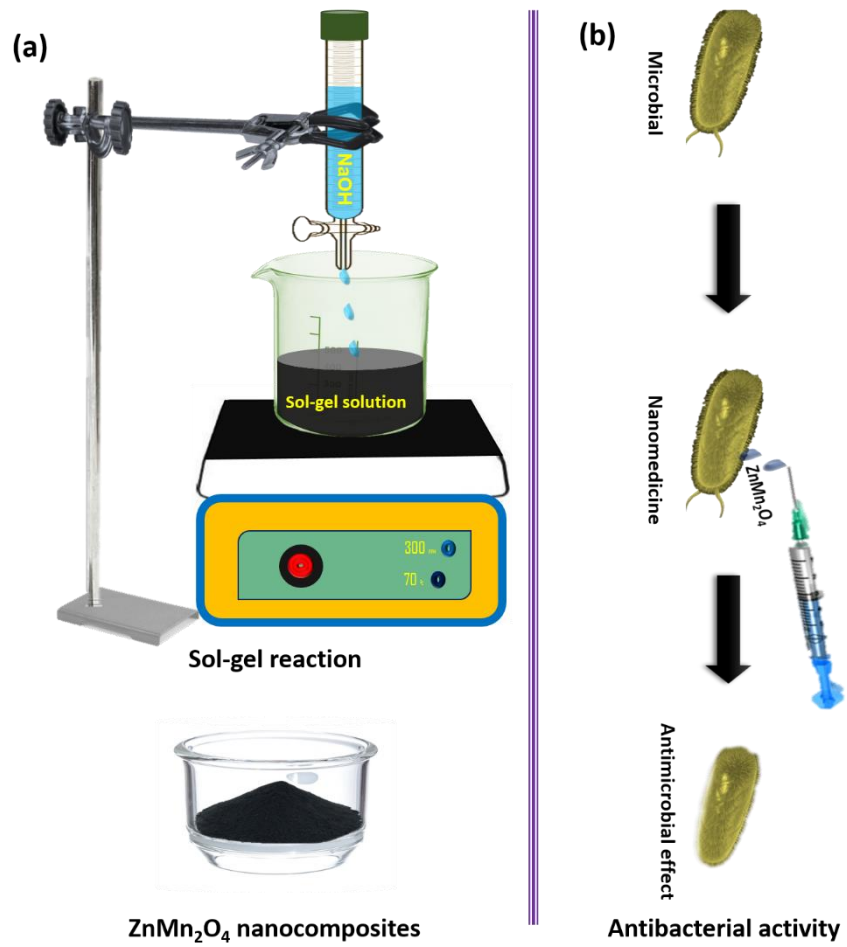


Figure S1. (a) Schematic showing the synthesis of ZnMn₂O₄-CS nanocomposites by sol-gel chemical reaction and their nanopowder; (b) typical mechanism of antibacterial activity of the nanocomposites.




Figure S2. SEM micrograph of CS

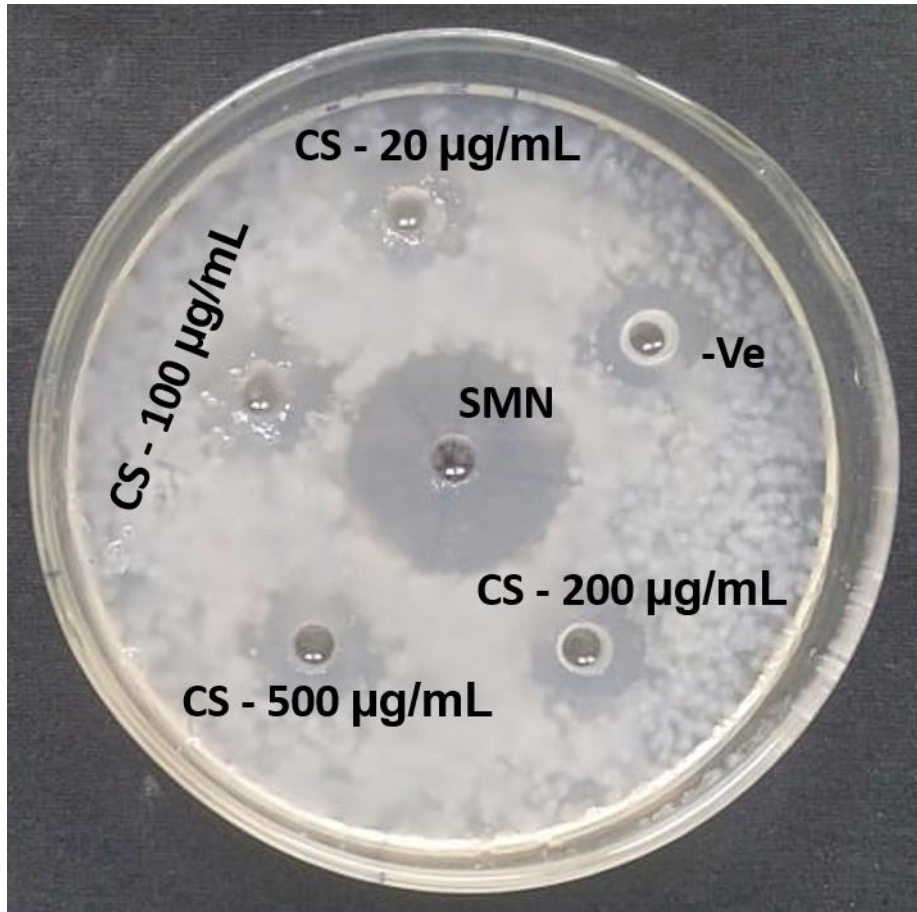


Figure S3. Antibacterial activity of Streptomycin and CS versus *B. subtilis*.




Figure S4. Antibacterial activity of Streptomycin and CS versus *E. coli*.

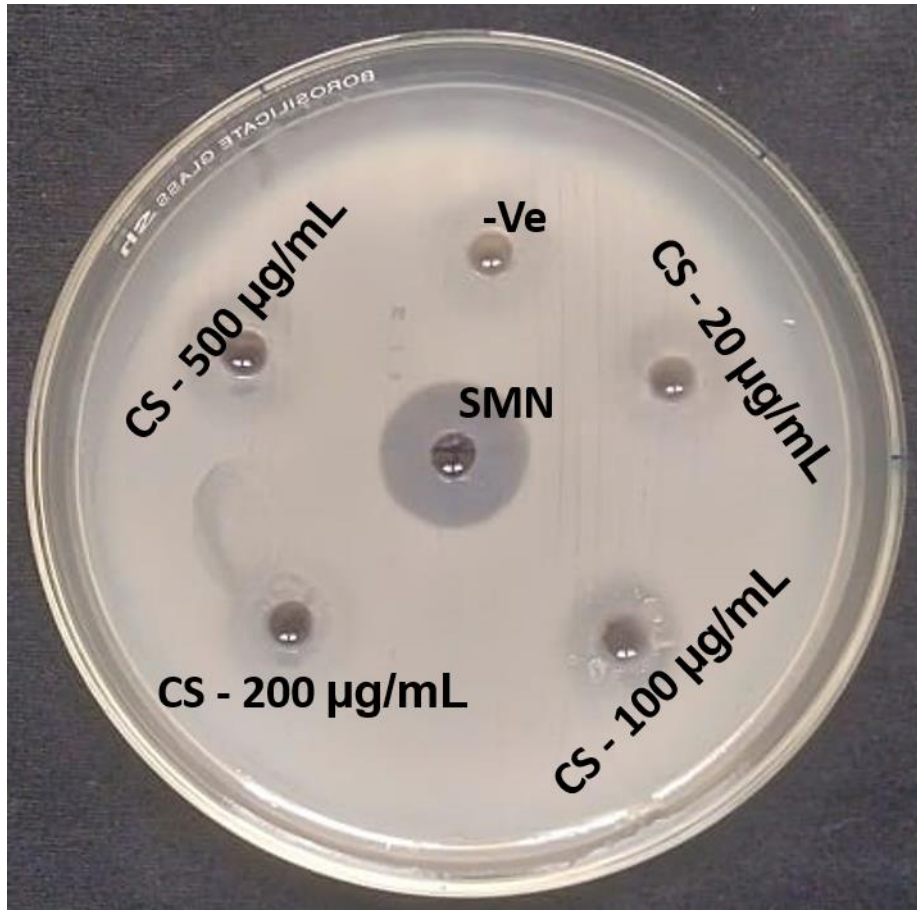


Figure S5. Antibacterial activity of Streptomycin and CS versus *S. typhi*.




Figure S6. Antibacterial activity of Streptomycin and CS versus *P. aeruginosa*.