







Result on the Neutrinoless Double Beta Decay Search of ^{82}Se with the CUPID-0 Experiment

Fabio Bellini ^{1,2,*}, Oscar Azzolini ³, Maria Teresa Barrera ³, Jeffrey Beeman ⁴, Mattia Beretta ^{5,6}, Matteo Biassoni ⁶, Chiara Brofferio ^{5,6}, Carlo Bucci ⁷, Lucia Canonica ⁸, Silvia Capelli ^{5,6}, Laura Cardani ², Paolo Carniti ^{5,6}, Nicola Casali ², Lorenzo Cassina ^{5,6}, Massimiliano Clemenza ^{5,6}, Oliverio Cremonesi ⁶, Angelo Cruciani ², Antonio D'Addabbo ^{7,9}, Ioan Dafinei ², Sergio Di Domizio ^{10,11}, Fernando Ferroni ^{2,9}, Luca Gironi ^{5,6}, Andrea Giuliani ^{12,13}, Paolo Gorla ⁷, Claudio Gotti ^{5,6}, Giorgio Keppel ³, Maria Martinez ¹⁴, Silvio Morganti ², Sergei Nagorny ⁴, Massimiliano Nastasi ^{5,6}, Stefano Nisi ⁷, Claudia Nones ¹⁵, Donato Orlandi ⁷, Lorenzo Pagnanini ^{5,6}, Marco Pallavicini ^{9,10}, Vincenzo Palmieri ^{4,†}, Luca Pattavina ^{8,16}, Maura Pavan ^{5,6}, Gianluigi Pessina ⁶, Valerio Pettinacci ², Stefano Pirro ⁷, Stefano Pozzi ^{5,6}, Ezio Previtali ⁶, Andrei Puiu ^{5,6}, Claudia Rusconi ^{7,17}, Karoline Schäffner ^{7,9}, Claudia Tomei ², Marco Vignati ² and Anastasia Zolotarova ¹⁵

¹ Dipartimento di Fisica, Sapienza Università di Roma, P.le Aldo Moro 2, 00185 Roma, Italy

² INFN, Sezione di Roma, P.le Aldo Moro 2, 00185 Roma, Italy; laura.cardani@roma1.infn.it (L.C.); nicola.casali@roma1.infn.it (N.C.); angelo.cruciani@roma1.infn.it (A.C.); ioan.dafinei@roma1.infn.it (I.D.); fernando.ferroni@roma1.infn.it (F.F.); silvio.morganti@roma1.infn.it (S.M.); valerio.pettinacci@lngs.infn.it (V.P.); claudia.tomei@roma1.infn.it (V.T.); marco.vignati@roma1.infn.it (M.V.)

³ INFN Laboratori Nazionali di Legnaro, I-35020 Legnaro (Pd), Italy; oscar.azzolini@lnl.infn.it (O.A.); barrera@lnl.infn.it (M.T.-B.); giorgio.keppel@lnl.infn.it (G.K.)

⁴ Lawrence Berkeley National Laboratory, Berkeley, CA 94720, USA; beeman@lbl.gov (J.W.B.); nagorny@lngs.infn.it (S.N.); Vincenzo.Palmieri@lnl.infn.it (V.P.)

⁵ Dipartimento di Fisica, Università di Milano Bicocca, I-20126 Milano, Italy; mattia.beretta@mib.infn.it (M.B.); chiara.brofferio@mib.infn.it (C.B.); silvia.capelli@mib.infn.it (S.C.); paolo.carniti@mib.infn.it (P.C.); lorenzo.cassina@mib.infn.it (L.C.); massimiliano.clemenza@mib.infn.it (M.C.); luca.gironi@mib.infn.it (L.G.); claudio.gotti@mib.infn.it (C.G.); massimiliano.nastasi@mib.infn.it (M.N.); lorenzo.pagnanini@mib.infn.it (L.P.); maura.pavan@mib.infn.it (M.P.); stefano.pozzi@mib.infn.it (S.P.); andrei.puiu@mib.infn.it (A.P.)

⁶ INFN Sezione di Milano Bicocca, I-20126 Milano, Italy; matteo.biassoni@mib.infn.it (M.B.); oliviero.cremonesi@mib.infn.it (O.C.); gianluigi.pessina@mib.infn.it (G.P.); ezio.previtali@mib.infn.it (E.P.)

⁷ INFN Laboratori Nazionali del Gran Sasso, I-67100 Assergi (AQ), Italy; carlo.bucci@lngs.infn.it (C.B.); antonio.daddabbo@lngs.infn.it (A.D.); paolo.gorla@lngs.infn.it (P.G.); stefano.nisi@lngs.infn.it (S.N.); donato.orlandi@lngs.infn.it (D.O.); stefano.pirro@lngs.infn.it (S.P.); claudia.rusconi@mib.infn.it (C.R.); karoline.schaeffner@lngs.infn.it (K.S.)

⁸ Physik Department, Technische Universität München, D85748 Garching, D-80805 München, Germany; lucia.canonica@lngs.infn.it

⁹ Gran Sasso Science Institute, 67100 L'Aquila, Italy; luca.pattavina@lngs.infn.it

¹⁰ Dipartimento di Fisica, Università di Genova, I-16146 Genova, Italy; sergio.didomizio@ge.infn.it (S.D.D.); marco.pallavicini@mib.infn.it (M.P.)

¹¹ INFN Sezione di Genova, I-16146 Genova, Italy

¹² CNRS/CSNSM, Centre de Sciences Nucléaires et de Sciences de la Matière, 91405 Orsay, France; andrea.giuliani@csnsm.in2p3.fr

¹³ DISAT, Università dell'Insubria, 22100 Como, Italy

¹⁴ Fundacion ARAID and U. Zaragoza, C/ Pedro Cerbuna 12, 50009 Zaragoza, Spain; maria.martinez@roma1.infn.it

¹⁵ IRFU, CEA, Université Paris-Saclay, F-91191 Gif-sur-Yvette, France; claudia.nones@cea.fr

¹⁶ Max-Planck-Institut für Physik, D-80805 München, Germany

¹⁷ Department of Physics and Astronomy, University of South Carolina, Columbia, SC 29208, USA; anastasiia.zolotarova@cea.fr

* Correspondence: fabio.bellini@roma1.infn.it

† Deceased.

Received: 30 November 2018; Accepted: 17 December 2018; Published: 22 December 2018



Abstract: CUPID-0 is the first large array of scintillating Zn⁸²Se cryogenic calorimeters (bolometers) implementing particle identification for the search of the neutrinoless double beta decay ($0\nu\beta\beta$). The detector consists of 24 enriched Zn⁸²Se bolometers for a total ⁸²Se mass of 5.28 kg and it has been taking data in the underground LNGS (Italy) since March 2017. In this article we show how the dual read-out provides a powerful tool for the α particles rejection. The simultaneous use of the heat and light information allows us to reduce the background down to $(3.2^{+1.3}_{-1.1}) \times 10^{-3}$ counts/(keV kg year), an unprecedented level for cryogenic calorimeters. In a total exposure of 5.46 kg year Zn⁸²Se we set the most stringent limit on the $0\nu\beta\beta$ decay ⁸²Se half-life $T_{1/2}^{0\nu} > 4.0 \times 10^{24}$ year at 90% C.I.

Keywords: neutrinoless double beta decay; Zn⁸²Se scintillating cryogenic calorimeters; Majorana neutrino

PACS: 07.20.Mc; 23.40.-s; 21.10.Tg; 14.60.Pq; 27.60.+j

1. Introduction

The neutrinoless double beta decay $0\nu\beta\beta$ [1] is a transition, in which a nucleus (A, Z) decays into its isobar ($A, Z + 2$) with the simultaneous emission of two electrons. Both the parent and the daughter nucleus must be more bound than the intermediate one ($A, Z + 1$) in order to avoid the occurrence of the sequence of two single beta decays. Such a condition, due to the pairing term, is fulfilled in nature for 35 even-even nuclei [2]. This process violates the lepton number by two units; it's not allowed by the Standard Model of interactions but it's envisaged in many of its extensions in which neutrinos are their own antiparticles [2]. Its discovery would establish unambiguously the nature of neutrinos as Majorana fermions [3]. In the standard paradigm [2,4] the decay is mediated only by the exchange of three virtual light neutrinos between two charged weak interaction vertices. The chirality mismatch imposed by the V-A structure of the ElectroWeak theory leads to an amplitude proportional to a linear combination of the three neutrino masses. Their squared mass differences are known from neutrino oscillation experiments $\Delta m_{12}^2 = m_{\nu_2}^2 - m_{\nu_1}^2 \sim 7 \times 10^{-5} \text{eV}^2$, $\Delta m_{23}^2 = m_{\nu_3}^2 - m_{\nu_2}^2 \sim 2 \times 10^{-3} \text{eV}^2$ [4–6] and their sum is constrained to be less than 0.66 eV at 95% C.L. from cosmological observations but the absolute scale is still unknown [4–6]. Three possible orderings are therefore conceivable: normal hierarchy (NH), in which $m_{\nu_1} < m_{\nu_2} < m_{\nu_3}$, inverted hierarchy (IH) where $m_{\nu_3} < m_{\nu_1} < m_{\nu_2}$, and the quasi-degenerate hierarchy (QD), for which masses differences are tiny compared to their absolute values.

At present, no $0\nu\beta\beta$ evidence has been found and actual limits on the decay half-life, in the range of $(10^{24} - 10^{26})$ years [5–13], are probing the QD region. The main signature of the $0\nu\beta\beta$ decay is a peak in the sum energy spectrum of the electrons at the Q-value of the reaction which must be resolved over a continuous background [5]. In order to completely explore the IH region ($\tau \approx 10^{27-28}$ years), new technologies must be developed, able to reduce the specific background close to zero at the ton \times year exposure scale in combination with a sensitive mass of hundreds of kg of isotope and a FWHM energy resolution better than 0.5% [5,14].

Cryogenic calorimeters (usually called bolometers) play an important role in this field of research [15,16] and in this contribution we review the most recent results obtained by the CUPID-0 experiment.

2. The Detector

A bolometer [17,18] is a single crystal calorimeter operating at ~ 10 mK in which the temperature increase, following an energy release inside the crystal itself, is picked-up by a highly sensitive

thermometer. This technology allows us to embed the $0\nu\beta\beta$ source in the detector itself and it exhibits excellent energy resolution and very high detection efficiency. One-Ton scale detectors composed of a thousand bolometers could be successfully operated as demonstrated by the CUORE experiment [11,19]. The CUORE sensitivity is limited by the residual background generated by energy-degraded α particles emitted by surface contaminations of the detector material. To suppress α particles the CUPID-0 experiment makes use of scintillating bolometers [20–22] in which a small fraction of the released energy is converted into scintillating light. The light escapes the crystal and it is absorbed by a thin bolometer working as light detector. The dual read-out allows us to identify the particle type because α particles have a different light yield and scintillation time-development compared to iso-energetic electrons [23–27].

The CUPID-0 detector is an array of Zn^{82}Se bolometers, enriched in ^{82}Se at $\sim 95\%$ [28–30]. The isotope under study for the $0\nu\beta\beta$ decay is ^{82}Se with a $Q_{\beta\beta} = 2997.9 \pm 0.3$ keV [31], well above the energy of the most intense natural high-energy $^{208}\text{Tl}\gamma$ line at 2615 keV. The $2\nu\beta\beta$ decay of ^{82}Se , allowed by the Standard Model, has a life time $\tau_{1/2} = (9.39 \pm 0.17(\text{stat}) \pm 0.58(\text{syst})) \times 10^{19}$ year [32] longer enough to reduce to a negligible level the background induced by the pile-up of two $2\nu\beta\beta$ events in the region of interest. The array consists of 24 Zn^{82}Se crystals for a total mass of 9.65 kg, corresponding to 5.13 kg of ^{82}Se and two natural ZnSe crystals (40 g of ^{82}Se mass) not used in the analysis. The number of ^{82}Se nuclei under investigation is $(3.41 \pm 0.03) \times 10^{25}$ excluding two crystals featuring poor performances. Each Zn^{82}Se is held in a copper frame by means of small PTFE supports and surrounded by a 3 M Vikuiti plastic reflector to enhance the light collection. The light detector (LD) is a 170- μm -thick Ge disk [33] working as a bolometer. One side of the LD is coated with a SiO 60-nm-thick layer to enhance light absorption [34].

Both the LD and Zn^{82}Se are equipped with an NTD-Ge thermistor sensor [35], acting as temperature-voltage transducer, and a Si Joule heater [36], which periodically injects a fixed amount of energy to equalise the bolometer gain [37,38].

The signal, amplified and filtered by a six-pole anti-aliasing active Bessel [39–44], is recorded by an 18 bit ADC board operating at 1(2) kSPS for the Zn^{82}Se (LD). The detector is anchored to the mixing chamber of an Oxford 1000 $^3\text{He}/^4\text{He}$ dilution refrigerator [45] operating at a temperature of about 10 mK and located in Hall A of the Laboratori Nazionali del Gran Sasso (average depth ~ 3650 m water equivalent [46]).

The CUPID-0 detector cool down began in January 2017 and, after a period of commissioning it reached stable data taking beginning in May 2017. Here we report the analysis obtained with an a Zn^{82}Se exposure of 5.46 kg year. The results of the first 3.44 kg year data have been published in Ref. [47].

3. Data Analysis and Results

We acquire the complete data stream for both the Zn^{82}Se and the light detector. For the ZnSe , we implement a derivative software trigger while pulses produced by the Joule heater are flagged by the data acquisition system. The waveform is analysed 4 s after the trigger and 1 s before (baseline).

We use the optimum filter algorithm [48,49] to infer the pulse amplitude and the shape parameters. The amplitude is corrected for any shift in thermal gain using the reference pulse injected by the heater every 400 s [37] and the baseline to estimate the detector temperature. We find the amplitude-energy conversion using the most intense γ lines produced by a ^{232}Th source [47,50].

We discard events on the Zn^{82}Se inconsistent with the filter signal template and events on different bolometers if they occur within 20 ms since they are most likely induced by multiple Compton γ 's.

The LD signal amplitude and shape is estimated applying the optimum filter at a fixed time delay compared to the Zn^{82}Se heat signal as detailed in Ref. [51]. We build a light shape parameter [27] and we optimize the selection in order to have a unitary efficiency while rejecting the α background and shown in Figure 1. Finally we suppress the background induced by the internal $^{208}\text{Tl}\beta/\beta + \gamma$ decay to ^{212}Pb ($\tau_{1/2} = 3.01$ min) tagging the ^{212}Bi (^{208}Tl mother) which α decays with a $Q_{\alpha} = 6207$ keV. If the

contamination is close to the surface and the α escapes the crystal, only part of the energy of the parent decay is collected. We therefore require the α particle to be in the energy range 2.0–6.5 MeV.

The resulting background index in the region of interest 2800–3200 keV, after the whole selection, results to be $BI = (3.2^{+1.3}_{-1.1}) \times 10^{-3}$ counts/(keV kg year).

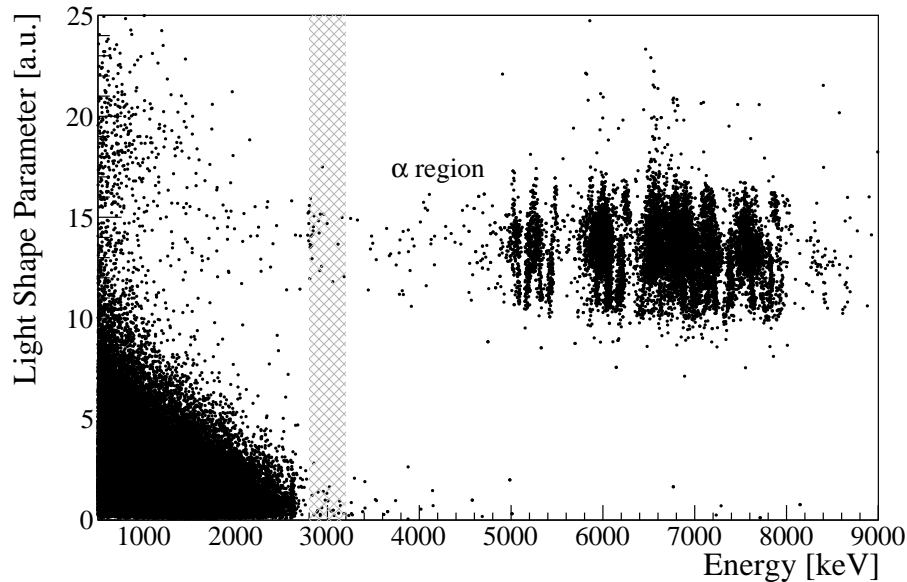


Figure 1. Light shape parameter as a function of the energy released in the ZnSe (all crystals). The dashed vertical band region identifies the 400 keV region centered around the ^{82}Se $Q_{\beta\beta}$ used for the $0\nu\beta\beta$ analysis and for the background evaluation. The α events are concentrated in the right upper region while β/γ events populate the left lower corner. The Figure is adapted from Ref. [50].

The total efficiency on the signal $0\nu\beta\beta$ candidate is $(75 \pm 2)\%$. It comprises the selection efficiency, evaluated on the most prominent peak in the physics spectrum [52], the ^{65}Zn and the $0\nu\beta\beta$ containment efficiency estimated via GEANT4 simulation. No signal events were found and we set a 90% credible interval Bayesian lower limit on the ^{82}Se half life $T_{1/2}^{0\nu} > 4.0 \times 10^{24}$ year. Details of the analysis and the procedure used to compute the upper limit can be found in Ref. [47,50].

4. Conclusions

CUPID-0 demonstrates that a large array of enriched scintillating bolometers can be successfully operated. The simultaneous readout of the heat and light signals allows us to reject the α induced background and reach the lowest background level ever achieved with bolometric experiments: $(3.2^{+1.3}_{-1.1}) \times 10^{-3}$ counts/(keV kg year). This represents a key milestone for the next generation of tonne-scale experiments. In a total exposure of 5.46 kg year Zn^{82}Se we set the most stringent limit on the neutrinoless double beta decay ^{82}Se half-life $T_{1/2}^{0\nu} > 4.0 \times 10^{24}$ year at 90% C.I. The data taking is on going and new results will be released in Spring 2019.

Funding: This research was partially supported by the European Research Council (FP7/2007-2013) under Low-background Underground Cryogenic Installation For Elusive Rates Contract No. 247115 and by the INFN (Istituto Nazionale di Fisica Nucleare).

Acknowledgments: We are particularly grateful to M. Iannone for the help in all the stages of the detector construction, A. Pelosi for the construction of the assembly line, M. Guetti for the assistance in the cryogenic operations, R. Gaigher for the calibration system mechanics, M. Lindozzi for the development of cryostat monitoring system, M. Perego for his invaluable help, the mechanical workshop of LNGS (E. Tatananni, A. Rotilio, A. Corsi, and B. Romualdi) for the continuous help in the overall setup design. We acknowledge the Dark Side Collaboration for the use of the low-radon clean room. This work makes use of the DIANA data analysis and APOLLO data acquisition software which has been developed by the CUORICINO, CUORE, LUCIFER, and CUPID-0 Collaborations.

Conflicts of Interest: The authors declare no conflict of interest.

References

1. Furry, W.H. On Transition Probabilities in Double Beta-Disintegration. *Phys. Rev.* **1939**, *56*, 1184. [[CrossRef](#)]
2. Giunti, C.; Kim, C. *Fundamentals of Neutrino Physics and Astrophysics*; Oxford University Press: Oxford, UK, 2007.
3. Schechter, J.; Valle, J.W.F. Neutrinoless double- β decay in $SU(2)\times U(1)$ theories. *Phys. Rev. D* **1982**, *25*, 2951. [[CrossRef](#)]
4. Tanabashi, M.; Hagiwara, K.; Hikasa, K.; Nakamura, K.; Sumino, Y.; Takahashi, F.; Tanaka, J.; Agashe, K.; Aielli, G.; AMSler, C.; et al. Review of Particle Physics. *Phys. Rev.* **2018**, *D98*, 030001. [[CrossRef](#)]
5. Cremonesi, O.; Pavan, M. Challenges in Double Beta Decay. *Adv. High Energy Phys.* **2014**, *2014*, 951432. [[CrossRef](#)]
6. Dell’Oro, S.; Marocci, S.; Viel, M.; Vissani, F. Neutrinoless double beta decay: 2015 review. *Adv. High Energy Phys.* **2016**, *2016*, 2162659. [[CrossRef](#)]
7. Albert, J.B.; Auty, D.J.; Barbeau, P.S.; Beauchamp, E.; Beck, D.; Belov, V.; Benitez-Medina, C.; Bonatt, J.; Breidenbach, M.; Brunner, T.; Burenkov, A. Search for Majorana neutrinos with the first two years of EXO-200 data. *Nature* **2014**, *510*, 229–234. [[CrossRef](#)]
8. Albert, J.B.; Anton, G.; Badhrees, I.; Barbeau, P.S.; Bayerlein, R.; Beck, D.; Belov, V.; Breidenbach, M.; Brunner, T.; Cao, G.F.; et al. Search for Neutrinoless Double-Beta Decay with the Upgraded EXO-200 Detector. *Phys. Rev. Lett.* **2018**, *120*, 072701. [[CrossRef](#)]
9. Gando, A.; Gando, Y.; Hachiya, T.; Hayashi, A.; Hayashida, S.; Ikeda, H.; Inoue, K.; Ishidoshiro, K.; Karino, Y.; Koga, M.; et al. Search for Majorana Neutrinos near the Inverted Mass Hierarchy Region with KamLAND-Zen. *Phys. Rev. Lett.* **2016**, *117*, 082503; Addendum in *Phys. Rev. Lett.* **2016**, *117*, 109903, doi:10.1103/PhysRevLett.117.109903. [[CrossRef](#)]
10. Aalseth, C.E.; Abgrall, N.; Aguayo, E.; Alvis, S.I.; Amman, M.; Arnquist, I.J.; Avignone, F.T., III; Back, H.O.; Barabash, A.S.; Barbeau, P.S.; et al. Search for Neutrinoless Double- β Decay in ^{76}Ge with the Majorana Demonstrator. *Phys. Rev. Lett.* **2018**, *120*, 132502. [[CrossRef](#)]
11. Alduino, C.; Alfonso, K.; Andreotti, E.; Arnaboldi, C.; Azzolini, O.; Bandac, I.; Banks, T.I.; Bari, G.; Barucci, M.; Beeman, J.W. First Results from CUORE: A Search for Lepton Number Violation via $0\nu\beta\beta$ Decay of ^{130}Te . *Phys. Rev. Lett.* **2018**, *120*, 132501. [[CrossRef](#)]
12. Agostini, M.; Allardt, M.; Bakalyarov, A.M.; Balata, M.; Barabanov, I.; Baudis, L.; Bauer, C.; Bellotti, E.; Belogurov, S.; Belyaev, S.T.; et al. Background-free search for neutrinoless double- β decay of ^{76}Ge with GERDA. *Nature* **2017**, *544*, 47–52. [[CrossRef](#)] [[PubMed](#)]
13. Agostini, M.; Bakalyarov, A.M.; Balata, M.; Barabanov, I.; Baudis, L.; Bauer, C.; Bellotti, E.; Belogurov, S.; Bettini, A.; Bezrukov, L.; et al. Improved Limit on Neutrinoless Double- β Decay of ^{76}Ge from GERDA Phase II. *Phys. Rev. Lett.* **2018**, *120*, 132503. [[CrossRef](#)] [[PubMed](#)]
14. Artusa, D.R.; Avignone, F.T.; Azzolini, O.; Balata, M.; Banks, T.I.; Bari, G.; Beeman, J.; Bellini, F.; Bersani, A.; Biassoni, M.; et al. Exploring the Neutrinoless Double Beta Decay in the Inverted Neutrino Hierarchy with Bolometric Detectors. *Eur. Phys. J. C* **2014**, *74*, 3096. [[CrossRef](#)]
15. Pirro, S.; Mauskopf, P. Advances in Bolometer Technology for Fundamental Physics Advances in Bolometer Technology for Fundamental Physics. *Annu. Rev. Nucl. Part Sci.* **2017**, *67*, 161. [[CrossRef](#)]
16. Bellini, F. Potentialities of the future technical improvements in the search of rare nuclear decays by bolometers. *Int. J. Mod. Phys.* **2018**, *A33*, 1843003. [[CrossRef](#)]
17. Booth, N.; Cabrera, B.; Fiorini, E. Low Temperature Particle Detectors. *Annu. Rev. Nucl. Part Sci.* **1996**, *46*, 471. [[CrossRef](#)]
18. Enss, C.; McCammon, D. Physical Principles of Low Temperature Detectors: Ultimate Performance Limits and Current Detector Capabilities. *J. Low Temp. Phys.* **2008**, *151*, 5. [[CrossRef](#)]
19. Artusa, D.R.; Avignone, F.T.; Azzolini, O.; Balata, M.; Banks, T.I.; Bari, G.; Beeman, J.; Bellini, F.; Bersani, A.; Biassoni, M.; et al. Searching for neutrinoless double-beta decay of ^{130}Te with CUORE. *Adv. High Energy Phys.* **2015**, *2015*, 879871. [[CrossRef](#)]
20. Alessandrello, A.; Bashkirov, V.; Brofferio, C.; Bucci, C.; Camin, D.V.; Cremonesi, O.; Fiorini, E.; Gervasio, G.; Giuliani, A.; Nucciotti, A.; et al. A scintillating bolometer for experiments on double beta decay. *Phys. Lett. B* **1998**, *420*, 109. [[CrossRef](#)]

21. Pirro, S.; Beeman, J.W.; Capelli, S.; Pavan, M.; Previtali, E.; Gorla, P. Scintillating double beta decay bolometers. *Phys. Atom. Nucl.* **2006**, *69*, 2109. [[CrossRef](#)]
22. Poda, D.; Giuliani, A. Low background techniques in bolometers for double-beta decay search. *Int. J. Mod. Phys. A* **2017**, *32*, 1743012. [[CrossRef](#)]
23. Gironi, L. Scintillating bolometers for Double Beta Decay search. *Nucl. Instrum. Meth. A* **2010**, *617*, 478–481. [[CrossRef](#)]
24. Arnaboldi, C.; Capelli, S.; Cremonesi, O.; Gironi, L.; Pavan, M.; Pessina, G.; Pirro, S. Characterization of ZnSe scintillating bolometers for Double Beta Decay. *Astropart. Phys.* **2011**, *34*, 344–353. [[CrossRef](#)]
25. Beeman, J.W.; Bellini, F.; Cardani, L.; Casali, N.; Dafinei, I.; Di Domizio, S.; Ferroni, F.; Gironi, L.; Giuliani, A.; Nagorny, S.; et al. Performances of a large mass ZnSe bolometer to search for rare events. *J. Instrum.* **2013**, *8*, P05021. [[CrossRef](#)]
26. Beeman, J.W.; Bellini, F.; Benetti, P.; Cardani, L.; Casali, N.; Chiesa, D.; Clemenza, M.; Dafinei, I.; Di Domizio, S.; Ferroni, F.; et al. Current Status and Future Perspectives of the LUCIFER Experiment. *Adv. High Energy Phys.* **2013**, *2013*, 237973. [[CrossRef](#)]
27. Artusa, D.R.; Balzoni, A.; Beeman, J.W.; Bellini, F.; Biassoni, M.; Brofferio, C.; Camacho, A.; Capelli, S.; Cardani, L.; Carniti, P.; et al. First array of enriched Zn⁸²Se bolometers to search for double beta decay. *Eur. Phys. J. C* **2016**, *76*, 364. [[CrossRef](#)] [[PubMed](#)]
28. Azzolini, O.; Barrera, M.T.; Beeman, J.W.; Bellini, F.; Beretta, M.; Biassoni, M.; Brofferio, C.; Bucci, C.; Canonica, L.; Capelli, S.; et al. CUPID-0: the first array of enriched scintillating bolometers for $0\nu\beta\beta$ decay investigations. *Eur. Phys. J.* **2018**, *C78*, 428. [[CrossRef](#)]
29. Dafinei, I.; Nagorny, S.; Pirro, S.; Cardani, L.; Clemenza, M.; Ferroni, F.; Laubenstein, M.; Nisi, S.; Pattavina, L.; Schaeffner, K.; et al. Production of ⁸²Se enriched Zinc Selenide (ZnSe) crystals for the study of neutrinoless double beta decay. *J. Cryst. Growth* **2017**, *475*, 158–170. [[CrossRef](#)]
30. Beeman, J.W.; Bellini, F.; Benetti, P.; Cardani, L.; Casali, N.; Chiesa, D.; Clemenza, M.; Dafinei, I.; Di Domizio, S.; Ferroni, F.; et al. Double-beta decay investigation with highly pure enriched ⁸²Se for the LUCIFER experiment. *Eur. Phys. J.* **2015**, *C75*, 591. [[CrossRef](#)]
31. Lincoln, D.L.; Holt, J.D.; Bollen, G.; Brodeur, M.; Bustabad, S.; Engel, J.; Novario, S.J.; Redshaw, M.; Ringle, R.; Schwarz, S. First Direct Double-Beta Decay Q-value Measurement of ⁸²Se in Support of Understanding the Nature of the Neutrino. *Phys. Rev. Lett.* **2013**, *110*, 012501. [[CrossRef](#)]
32. Arnold, R.; Augier, C.; Barabash, A.S.; Basharina-Freshville, A.; Blondel, S.; Blot, S.; Bongrand, M.; Bourssette, D.; Brudanan, V.; Busto, J.; et al. Final results on ⁸²Se double beta decay to the ground state of ⁸²Kr from the NEMO-3 experiment. *Eur. Phys. J.* **2018**, *C78*, 821. [[CrossRef](#)]
33. Beeman, J.W.; Bellini, F.; Casali, N.; Cardani, L.; Dafinei, I.; Di Domizio, S.; Ferroni, F.; Gironi, L.; Nagorny, S.; Orio, F.; et al. Characterization of bolometric Light Detectors for rare event searches. *J. Instrum.* **2013**, *8*, P07021. [[CrossRef](#)]
34. Mancuso, M.; Beeman, J.W.; Giuliani, A.; Dumoulin, L.; Olivieri, E.; Pessina, G.; Plantevin, O.; Rusconi, C.; Tenconi, M. An experimental study of antireflective coatings in Ge light detectors for scintillating bolometers. *EPJ Web Conf.* **2014**, *65*, 04003. [[CrossRef](#)]
35. Haller, E.E. Advanced far-infrared detectors. *Infrared Phys. Technol.* **1994**, *35*, 127–146. [[CrossRef](#)]
36. Andreotti, E.; Brofferio, C.; Foggetta, L.; Giuliani, A.; Margesin, B.; Nones, C.; Pedretti, M.; Rusconi, C.; Salvioni, C.; Tenconi, M. Production, characterization, and selection of the heating elements for the response stabilization of the CUORE bolometers. *Nucl. Instrum. Meth. A* **2012**, *664*, 161–170. [[CrossRef](#)]
37. Alessandrello, A.; Brofferio, C.; Bucci, C.; Cremonesi, O.; Giuliani, A.; Margesin, B.; Nucciotti, A.; Pavan, M.; Pessina, G.; Previtali, E.; et al. Methods for response stabilization in bolometers for rare decays. *Nucl. Instrum. Meth. A* **1998**, *412*, 454–464. [[CrossRef](#)]
38. Alfonso, K.; Carniti, P.; Cassina, L.; Giachero, A.; Gotti, C.; Pessina, G. A High Precision Pulse Generation and Stabilization System for Bolometric Experiments. *J. Instrum.* **2018**, *13*, P02029. [[CrossRef](#)]
39. Arnaboldi, C.; Pessina, G. The design of the input stage for the very front-end of the CUORE experiment. *J. Low Temp. Phys.* **2008**, *151*, 964–970. [[CrossRef](#)]
40. Carniti, P.; Cassina, L.; Gotti, C.; Maino, M.; Pessina, G. A low noise and high precision linear power supply with thermal foldback protection. *Rev. Sci. Instrum.* **2016**, *87*, 054706. [[CrossRef](#)]
41. Arnaboldi, C.; Carniti, P.; Cassina, L.; Gotti, C.; Liu, X.; Maino, M.; Pessina, G.; Rosenfeld, C.; Zhu, B.X. A front-end electronic system for large arrays of bolometers. *J. Instrum.* **2018**, *13*, P02026. [[CrossRef](#)]

42. Arnaboldi, C.; Pessina, G.; Pirro, S. The cold preamplifier set-up of CUORICINO: Towards 1000 channels. *Nucl. Instrum. Meth. A* **2006**, *559*, 826–828. [[CrossRef](#)]
43. Arnaboldi, C.; Cariello, M.; Di Domizio, S.; Giachero, A.; Pessina, G. A programmable multichannel antialiasing filter for the CUORE experiment. *Nucl. Instrum. Meth. A* **2010**, *617*, 327–328. [[CrossRef](#)]
44. Arnaboldi, C.; Baù, A.; Carniti, P.; Cassina, L.; Giachero, A.; Gotti, C.; Maino, M.; Passerini, A.; Pessina, G. Very low noise AC/DC power supply systems for large detector arrays. *Rev. Sci. Instrum.* **2015**, *86*, 124703. [[CrossRef](#)] [[PubMed](#)]
45. Pirro, S. Further developments in mechanical decoupling of large thermal detectors. *Nucl. Instrum. Meth. A* **2006**, *559*, 672–674. [[CrossRef](#)]
46. Ambrosio, M.; Antolini, R.; Auriemma, G.; Baker, R.; Baldini, A.; Barbarino, G.C.; Barish, B.C.; Battistoni, G.; Bellotti, R.; Bemporad, C.; et al. Vertical muon intensity measured with MACRO at the Gran Sasso Laboratory. *Phys. Rev. D* **1995**, *52*, 3793. [[CrossRef](#)]
47. Azzolini, O.; Barrera, M.T.; Beeman, J.W.; Bellini, F.; Beretta, M.; Biassoni, M.; Brofferio, C.; Bucci, C.; Canonica, L.; Capelli, S.; et al. First Result on the Neutrinoless Double- β Decay of ^{82}Se with CUPID-0. *Phys. Rev. Lett.* **2018**, *120*, 232502. [[CrossRef](#)]
48. Gatti, E.; Manfredi, P.F. Processing the signals from solid state detectors in elementary particle physics. *Riv. Nuovo Cimento* **1986**, *9*, 1. [[CrossRef](#)]
49. Radeka, V.; Karlovac, N. Least-square-error amplitude measurement of pulse signals in presence of noise. *Nucl. Instrum. Meth.* **1967**, *52*, 86–92. [[CrossRef](#)]
50. Azzolini, O.; Barrera, M.T.; Beeman, J.W.; Bellini, F.; Beretta, M.; Biassoni, M.; Bossio, E.; Brofferio, C.; Bucci, C.; Canonica, L.; et al. Analysis of cryogenic calorimeters with light and heat read-out for double beta decay searches. *Eur. Phys. J.* **2018**, *C78*, 734. [[CrossRef](#)]
51. Piperno, G.; Pirro, S.; Vignati, M. Optimizing the energy threshold of light detectors coupled to luminescent bolometers. *J. Instrum.* **2011**, *6*, P10005. [[CrossRef](#)]
52. Alduino, C.; Alfonso, K.; Artusa, D.R.; Avignone, F.T., III; Azzolini, O.; Banks, T.I.; Bari, G.; Beeman, J.W.; Bellini, F.; Bersani, A.; et al. Analysis techniques for the evaluation of the neutrinoless double- β decay lifetime in ^{130}Te with the CUORE-0 detector. *Phys. Rev. C* **2016**, *93*, 045503. [[CrossRef](#)]



© 2018 by the authors. Licensee MDPI, Basel, Switzerland. This article is an open access article distributed under the terms and conditions of the Creative Commons Attribution (CC BY) license (<http://creativecommons.org/licenses/by/4.0/>).