

Article

## Efficient Syntheses of $[(n\text{-C}_4\text{H}_9)_4\text{N}]_4[\alpha\text{-Mo}_8\text{O}_{26}]$ and $[(n\text{-C}_4\text{H}_9)_4\text{N}]_2[\text{Mo}_2\text{O}_7]$

Shusaku Ikegami and Atsushi Yagasaki \*

Department of Chemistry, Kwansai Gakuin University, Sanda 669-1337, Japan

\* Author to whom correspondence should be addressed; E-Mail: yagasaki@kwansai.ac.jp;  
Tel. +81-79-565-8396; Fax: +81-79-565-9077

Received: 16 June 2009; in revised form: 30 June 2009 / Accepted: 27 July 2009 /

Published: 28 July 2009

---

**Abstract:** Efficient and simple syntheses of  $[(n\text{-C}_4\text{H}_9)_4\text{N}]_4[\alpha\text{-Mo}_8\text{O}_{26}]$  (**I**) and  $[(n\text{-C}_4\text{H}_9)_4\text{N}]_2[\text{Mo}_2\text{O}_7]$  (**II**) from  $\text{MoO}_3$  and aqueous  $[(n\text{-C}_4\text{H}_9)_4\text{N}]\text{OH}$  are described. The yield is 72% for **I** and 73% for **II**.

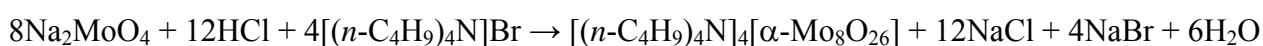
**Keywords:**  $\alpha$ -octamolybdate; dimolybdate; synthesis; tetra-*n*-butylammonium

---

### 1. Introduction

The tetrabutylammonium salts of  $[\alpha\text{-Mo}_8\text{O}_{26}]^{4-}$  [1-3] and  $[\text{Mo}_2\text{O}_7]^{2-}$  [4] are important starting materials in the synthesis of variety of polyoxometalates and metal-organic hybrid materials. By virtue of their solubility in aprotic organic solvents, these salts have found widespread application [5-27]. In the method currently employed for the preparation of  $[(n\text{-C}_4\text{H}_9)_4\text{N}]_4[\alpha\text{-Mo}_8\text{O}_{26}]$  (**I**) (Scheme 1),  $\text{Na}_2\text{MoO}_4$  and  $[(n\text{-C}_4\text{H}_9)_4\text{N}]\text{Br}$  are used as starting materials [28]. Because of this, large amounts of sodium salts are produced as byproducts.

**Scheme 1.** Classical synthesis of  $[(n\text{-C}_4\text{H}_9)_4\text{N}]_4[\alpha\text{-Mo}_8\text{O}_{26}]$  (**I**).



These byproducts tend to make the final yield low and to fluctuate from one preparation to another. In order to prepare  $[(n\text{-C}_4\text{H}_9)_4\text{N}]_2[\text{Mo}_2\text{O}_7]$  (**II**), one has to first prepare **I** (Scheme 2) [28].

**Scheme 2.** Classical synthesis of  $[(n\text{-C}_4\text{H}_9)_4\text{N}]_2[\text{Mo}_2\text{O}_7]$  (**II**).

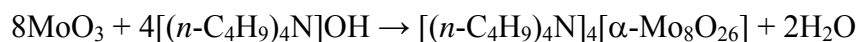


Although the conversion rate is moderate (69%), the need to first prepare **I** makes the overall yield of **II** based on the initial starting material,  $\text{Na}_2\text{MoO}_4$ , as low as 44%. We report here preparations that are more convenient and more efficient than those currently employed.

## 2. Results and Discussion

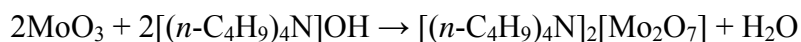
Compound **I** was efficiently synthesized by mixing  $\text{MoO}_3$  and  $[(n\text{-C}_4\text{H}_9)_4\text{N}]\text{OH}$  (Scheme 3).

**Scheme 3.** New synthesis of  $[(n\text{-C}_4\text{H}_9)_4\text{N}]_4[\alpha\text{-Mo}_8\text{O}_{26}]$  (**I**).



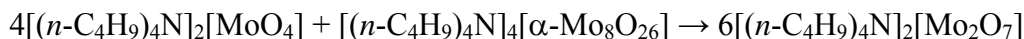
The pH of the suspension decreased from 7.8 to 6.1 as the reaction proceeded and the solid acid consumed  $\text{OH}^-$ . The color of the suspension also changed during this period from light gray to bright white. Compound **I** is insoluble in water, and it seems that what little amount of **I** formed by the reaction of  $\text{MoO}_3$  and  $[(n\text{-C}_4\text{H}_9)_4\text{N}]\text{OH}$  immediately precipitated out from the solution. In fact, the powder obtained by filtering the suspension after its color changed to bright white gave IR spectra identical to that of pure **I**. When the molar ratio of  $[(n\text{-C}_4\text{H}_9)_4\text{N}]\text{OH}$  to  $\text{MoO}_3$  was increased to 1, **II** was obtained in high yield (Scheme 4).

**Scheme 4.** New synthesis of  $[(n\text{-C}_4\text{H}_9)_4\text{N}]_2[\text{Mo}_2\text{O}_7]$  (**II**).



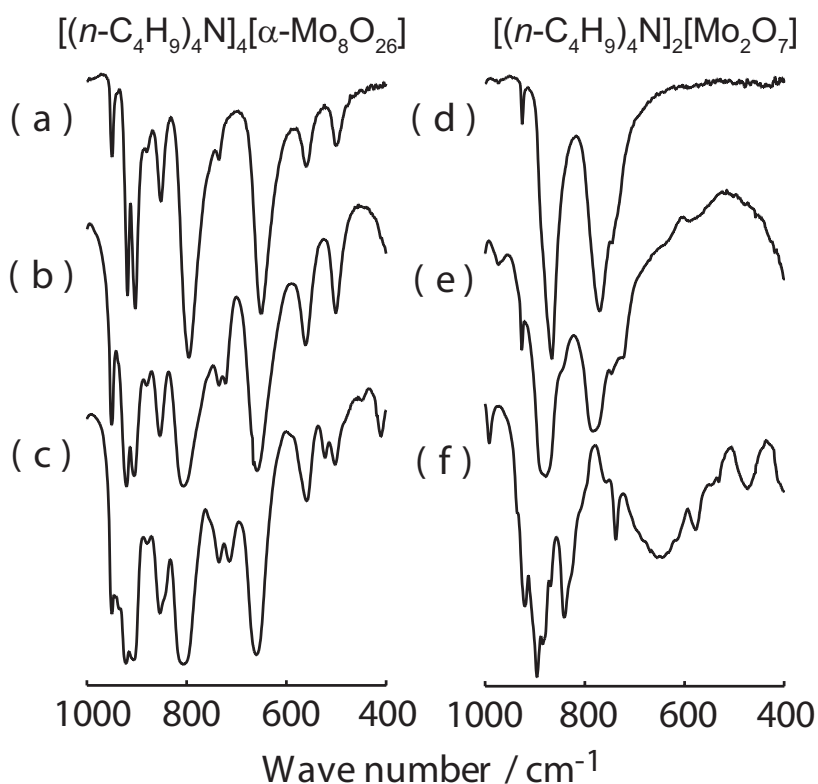
Again, the pH of the suspension decreased from 7.5 to 6.6 and the color changed to white as the reaction proceeded. However, the solid left undissolved in this aqueous suspension was not **II** and the IR spectrum showed that it was actually **I**. This observation suggests that **II** does not form when the reaction medium is water, even if the molar ratio of  $[(n\text{-C}_4\text{H}_9)_4\text{N}]\text{OH}$  to  $\text{MoO}_3$  is optimal for its formation. It seems that, even in such a case, **I** forms first and it then reacts with the remaining  $[(n\text{-C}_4\text{H}_9)_4\text{N}]\text{OH}$  to form  $[(n\text{-C}_4\text{H}_9)_4\text{N}]_2[\text{MoO}_4]$ , which is highly soluble in water. In other words, the substance obtained by evaporating the suspension was probably a mixture of **I** and  $[(n\text{-C}_4\text{H}_9)_4\text{N}]_2[\text{MoO}_4]$ . Compound **II** was obtained only after re-dissolving the substance in acetonitrile, whereupon **I** reacts with  $[(n\text{-C}_4\text{H}_9)_4\text{N}]_2[\text{MoO}_4]$  to form **II** (Scheme 5)

**Scheme 5.** Formation of  $[(n\text{-C}_4\text{H}_9)_4\text{N}]_2[\text{Mo}_2\text{O}_7]$  (**II**).



Both compounds **I** and **II** prepared by the current method gave satisfactory elemental analyses. They both have characteristic IR absorptions in the  $1,000\text{--}400\text{ cm}^{-1}$  range and thus can be conveniently identified by their IR spectra (Figure 1). However, care should be taken when measuring these IR spectra, as compounds **I** and **II** both react with KBr under pressure and give different spectra when they are recorded as KBr pellets [29].

**Figure 1.** IR spectra of  $[(n\text{-C}_4\text{H}_9)_4\text{N}]_4[\alpha\text{-Mo}_8\text{O}_{26}]$  (**I**, left column) and  $[(n\text{-C}_4\text{H}_9)_4\text{N}]_2[\text{Mo}_2\text{O}_7]$  (**II**, right column) from ATR [(a) and (d)], Nujol mull [(b) and (e)], and KBr pellet [(c) and (f)].



The current reactions for preparing **I** and **II** proceed relatively slowly because they are heterogeneous reactions. However, the overall time necessary to obtain analytically pure **I** in a crystalline form is not very different from that of the conventional method. The time required to obtain **II** is much shorter and the overall yield has been improved significantly in the current method, because there is no need to prepare **I** first.

In addition to providing simple and efficient methods for synthesizing **I** and **II**, the current study demonstrates that  $\text{MoO}_3$  is a good starting material for obtaining polymolybdates soluble in aprotic organic solvents, although  $\text{MoO}_3$  itself is insoluble in those solvents. In fact,  $[(n\text{-C}_4\text{H}_9)_4\text{N}]_5[\text{IMo}_6\text{O}_{24}]$  has recently been prepared in a good yield using  $\text{MoO}_3$  as a starting material [30].

### 3. Experimental

#### 3.1. General

The following were purchased from commercial sources and used without further purification: MoO<sub>3</sub> (Nakarai), P<sub>2</sub>O<sub>5</sub> (Kishida), and 10% aqueous [(*n*-C<sub>4</sub>H<sub>9</sub>)<sub>4</sub>N]OH (Wako). Acetonitrile (Wako) was dried over 3-Å molecular sieves. Diethyl ether (Kishida) was dried over 4-Å molecular sieves. The pH of the reaction mixtures was measured with METTLER DELTA340 pH meter. IR spectra were recorded on a Shimadzu FTIR-8400 spectrometer. The numerical values given below are for the spectra recorded from mineral oil (Nujol) mulls between KBr plates. Absorptions are described as follows: very strong (vs), strong (s), medium (m), weak (w), and shoulder (sh). Elemental analyses were performed by Toray Research Center Inc., Shiga, Japan.

*Preparation of [(n-C<sub>4</sub>H<sub>9</sub>)<sub>4</sub>N]<sub>4</sub>[α-Mo<sub>8</sub>O<sub>26</sub>] (I):* Molybdenum(VI) oxide (MoO<sub>3</sub>, 1.2 g, 8.3 mmol) was mixed with aqueous [(*n*-C<sub>4</sub>H<sub>9</sub>)<sub>4</sub>N]OH (10 mL, 4.1 mmol). The mixture was stirred for 60 h, during which time the pH of the mixture went down from 7.8 to 6.1 and the slightly gray suspension turned bright white. The precipitate was collected on a fine-porosity filter with suction and dried *in vacuo* over P<sub>2</sub>O<sub>5</sub>. This crude product (2.1 g) was dissolved in 15 mL of acetonitrile. After a small amount of insoluble material was filtered off with a fine-porosity filter, the filtrate was stored overnight at –35 °C. The clear, colorless, block-shaped crystals that formed were collected on a medium-porosity filter with suction and dried *in vacuo* over P<sub>2</sub>O<sub>5</sub> for 8 h to yield 1.6 g of the product (0.74 mmol, 72%). Anal. calcd. for C<sub>64</sub>H<sub>144</sub>N<sub>4</sub>Mo<sub>8</sub>O<sub>26</sub>: C, 35.70; H, 6.74; N, 2.60; Mo, 35.6. Found: C, 35.67; H, 6.75; N, 2.77; Mo, 35.6. IR (400–1,000 cm<sup>-1</sup>): 501 (m), 562 (m), 659 (vs), 722 (m), 735 (m), 807 (s), 854 (m), 881 (w), 905 (s), 920 (s), 950 (m).

*Preparation of [(n-C<sub>4</sub>H<sub>9</sub>)<sub>4</sub>N]<sub>2</sub>[Mo<sub>2</sub>O<sub>7</sub>] (II):* Molybdenum(VI) oxide (MoO<sub>3</sub>, 0.59 g, 4.1 mmol) was mixed with aqueous [(*n*-C<sub>4</sub>H<sub>9</sub>)<sub>4</sub>N]OH (10 mL, 4.1 mmol). The mixture was left stirring overnight, during which time the pH of the mixture went down from 7.5 to 6.6 and the slightly gray suspension turned bright white. The mixture was then evaporated to dryness under vacuum, and the solids thus obtained were dissolved in acetonitrile (5 mL). After a small amount of insoluble material was filtered off with a fine porosity filter, diethyl ether (23 mL) was added to the filtrate. The mixture was then stored overnight at –35 °C. The colorless crystals that formed were collected on a medium-porosity filter with suction and dried *in vacuo* over P<sub>2</sub>O<sub>5</sub> for 4 h to yield 1.2 g of the product (1.5 mmol, 73%). Anal. calcd. for C<sub>32</sub>H<sub>72</sub>N<sub>2</sub>Mo<sub>2</sub>O<sub>7</sub>: C, 48.73; H, 9.20; N, 3.55. Found: C, 48.63; H, 9.33; N, 3.64. IR (400–1,000 cm<sup>-1</sup>): 746 (m), 770 (s), 867 (vs), 927 (w).

### 4. Conclusions

Direct reactions between MoO<sub>3</sub> and [(*n*-C<sub>4</sub>H<sub>9</sub>)<sub>4</sub>N]OH in stoichiometric ratios have been proven to be a facile and convenient way to prepare tetra-*n*-butylammonium salts of [α-Mo<sub>8</sub>O<sub>26</sub>]<sup>4+</sup> and [Mo<sub>2</sub>O<sub>7</sub>]<sup>2-</sup> in high yields. The current study, together with the report of the successful synthesis of the tetra-*n*-

butylammonium salt of  $[\text{IMo}_6\text{O}_{24}]^{5-}$  by a similar method [30], demonstrates the potential of  $\text{MoO}_3$  as a starting material for the general syntheses of non-aqueous polymolybdates.

## References and Notes

1. Fuchs, J.; Hartl, H. Structure of tetrabutylammonium octamolybdate. *Angew. Chem. Int. Ed. Engl.* **1976**, *15*, 375-376.
2. Klemperer, W.G.; Shum, W. Synthesis and interconversion of the isomeric  $\alpha$ - and  $\beta$ - $\text{Mo}_8\text{O}_{26}^{4-}$  ions. *J. Am. Chem. Soc.* **1976**, *98*, 8291-8293.
3. Day, V.W.; Fredrich, M.F.; Klemperer, W.G.; Shum, W. Structural and dynamic stereochemistry of  $\alpha$ - $\text{Mo}_8\text{O}_{26}^{4-}$ . *J. Am. Chem. Soc.* **1977**, *99*, 952-953.
4. Day, V.W.; Fredrich, M.F.; Klemperer, W.G.; Shum, W. Synthesis and characterization of the dimolybdate ion,  $\text{Mo}_2\text{O}_7^{2-}$ . *J. Am. Chem. Soc.* **1977**, *99*, 6146-6148.
5. Nugent, W.A. *In situ*-generated molybdenum(VI) reagent for *cis*-chlorination of alkenes. *Tetrahedron Lett.* **1978**, *37*, 3427-3430.
6. Day, V.W.; Fredrich, M.F.; Klemperer, W.G.; Liu, R.S. Polyoxomolybdate-hydrocarbon interactions. Synthesis and structure of the  $\text{CH}_2\text{Mo}_4\text{O}_{15}\text{H}^{3-}$  anion and related methylenedioxymolybdates. *J. Am. Chem. Soc.* **1979**, *101*, 491-492.
7. Do, Y.; Simhon, E.D.; Holm, R.H. Oxo/Sulfido ligand substitution in  $[\text{Mo}_2\text{O}_7]^{2-}$ : Reaction sequence and characterization of the final product,  $[\text{MoS}_3(\text{OSiM}_3)]^-$ . *Inorg. Chem.* **1985**, *24*, 1831-1838.
8. Che, T.M.; Day, V.W.; Francesconi, L.C.; Fredrich, M.F.; Klemperer, W.G.; Shum, W. Synthesis and structure of the  $[\text{CpTi}(\text{Mo}_5\text{O}_{18})]^{3-}$  and  $[\text{CpTi}(\text{W}_5\text{O}_{18})]^{3-}$  anions. *Inorg. Chem.* **1985**, *24*, 4055-4062.
9. Liu, S.; Shaikh, S.N.; Zubieta, J. Polyoxomolybdate-*o*-benzoquinone interactions. Synthesis and structure of a diacetal derivative,  $[\text{Mo}_4\text{O}_{15}(\text{OH})(\text{C}_{14}\text{H}_8)]^{3-}$ , from 9,10-phenanthrenequinone carbonyl insertion. Comparison to the reaction products with tetrachloro-1,2-benzoquinone, the ligand-bridged binuclear complexes  $[(\text{MoO}_2\text{Cl}_2)_2\text{L}]^{2-}$ ,  $\text{L} = (\text{C}_6\text{Cl}_2\text{O}_4)^{2-}$  and  $(\text{C}_2\text{O}_4)^{2-}$ , formed via carbonyl insertion and chloride transfer. *Inorg. Chem.* **1988**, *27*, 3064-3066.
10. Chen, Q.; Liu, S.; Zhu, H.; Zubieta, J. Carbomolybdate clusters formed by carbonyl insertion into molybdenum-oxygen bonds. Structural investigation of the  $[\text{RMO}_4\text{O}_{15}\text{X}]^{3-}$  core ( $\text{R} = -\text{C}_9\text{H}_4\text{O}$ ,  $\text{X} = \text{OCH}_3$ ;  $\text{R} = -\text{C}_{14}\text{H}_{10}$ ,  $\text{X} = -\text{C}_7\text{H}_5\text{O}_2$ ;  $\text{R} = \text{C}_{14}\text{H}_8$ ,  $\text{X} = -\text{OH}$ ). *Polyhedron* **1989**, *8*, 2915-2923.
11. Ichida, H.; Yagasaki, A. Synthesis and structure of the novel polymolybdate which contains five-coordinated Mo(VI). *J. Chem. Soc., Chem. Commun.* **1991**, 27-28.
12. Kitamura, A.; Ozeki, T.; Yagasaki, A.  $\beta$ -Octamolybdate as a building block. Synthesis and structural characterization of rare earth-molybdate adducts. *Inorg. Chem.* **1997**, *36*, 4275-4279.
13. Proust, A.; Thouvenot, R.; Herson, P. Revisiting the synthesis of  $[\text{Mo}_6\text{Cp}^*\text{O}_{18}]^-$ . X-Ray structural analysis, UV-visible, electrochemical and multinuclear NMR characterization *J. Chem. Soc., Dalton Trans.* **1999**, 51-55.

14. Wang, X.-J.; Chen, Z.-F.; Kang, B.-S.; Liang, H.; Liu, H.-Q.; Yu, K.-B.; Su, C.-Y.; Chen, Z.-N. Chemistry of 2-mercaptophenol (H<sub>2</sub>mp). Part iii. One dimensional arrays of binuclear anions of Mo (VI) linked by bis (2-hydroxyphenyl) disulfide via hydrogen bondings. *Polyhedron* **1999**, *18*, 647-655.
15. Ozeki, T.; Sakaguchi, M.; Yagasaki, A. Synthesis and structure of a novel dimeric molybdenum oxyhalide anion. *Polyhedron* **2000**, *19*, 43-45.
16. Nishikawa, K.; Kinoshita, I.; Nishioka, T.; Isobe, K. Synthesis and X-ray analysis of Mn-Mo mixed metal oxide cluster with cubic framework. *Chem. Lett.* **2000**, 1342-1343.
17. Wei, Y.; Lu, M.; Cheung, C.F.; Barnes, C.L.; Peng, Z. Functionalization of [MoW<sub>5</sub>O<sub>19</sub>]<sup>2-</sup> with aromatic amines: Synthesis of the first arylimido derivatives of mixed-metal polyoxometalates. *Inorg. Chem.* **2001**, *40*, 5489-5490.
18. Hasenknopf, B.; Delmont, R.; Herson, P.; Gouzerh, P. Anderson-type heteropolymolybdates containing tris(alkoxo) ligands: Synthesis and structural characterization. *Eur. J. Inorg. Chem.* **2002**, 1081-1087.
19. Liang, H.; Chen, Z.-F.; Hu, R.-X.; Yu, Q.; Zhou, Z.-Y.; Zhou, X-G. Synthesis, crystal structure and spectroscopic characterization of mono- and tetra-nuclear molybdenum(VI) complexes with 2-mercaptopyridine N-oxide: (n-Bu<sub>4</sub>N)<sub>2</sub>[MoO<sub>2</sub>(PT)<sub>2</sub>·Mo<sub>4</sub>O<sub>8</sub>(μ-O)<sub>2</sub>(μ<sup>3</sup>-O)<sub>2</sub>(PT)<sub>2</sub>]. *Trans. Met. Chem.* **2002**, *27*, 102-104.
20. Marcoux, P.R.; Hasenknopf, B.; Vaissermann, J.; Gouzerh, P. Developing remote metal binding sites in heteropolymolybdates. *Eur. J. Inorg. Chem.* **2003**, 2406-2412.
21. Bustos, C.; Hasenknopf, B.; Thouvenot, R.; Vaissermann, J.; Proust, A.; Gouzerh, P. Lindqvist-type (aryldiazenido)polyoxomolybdates - synthesis, and structural and spectroscopic characterization of compounds of the type (nBu<sub>4</sub>N)<sub>3</sub>[Mo<sub>6</sub>O<sub>18</sub>(N<sub>2</sub>Ar)]. *Eur. J. Inorg. Chem.* **2003**, 2757-2766.
22. Roh, S.-G.; Proust, A.; Robert, F.; Gouzerh, P. Coordination chemistry of amidoximes. Molybdenum complexes of (alkyl)aminoacetamidoximes and fumaromonoamidoxime. *Inorg. Chim. Acta* **2003**, *342*, 311-315.
23. Laurencin, D.; Fidalgo, E.G.; Villanneau, R.; Villain, R.; Herson, P.; Pacifico, J.; Stoeckli-Evans, H.; Benard, M.; Rohmer, M.-M.; Suess-Fink, G.; Proust, A. Framework fluxionality of organometallic oxides: Synthesis, crystal structure, EXAFS, and DFT studies on [{Ru(η<sup>6</sup>-arene)}<sub>4</sub>Mo<sub>4</sub>O<sub>16</sub>] complexes. *Chem. Eur. J.* **2004**, *10*, 208-217.
24. Wu, P.; Li, Q.; Ge, N.; Wei, Y.; Wang, Y.; Wang, P.; Guo, H. An easy route to monofunctionalized organoimido derivatives of the lindqvist hexamolybdate. *Eur. J. Inorg. Chem.* **2004**, 2819-2822.
25. Li, Q.; Wu, P.; Xia, Y.; Wei, Y.; Guo, Y. Synthesis, spectroscopic studies and crystal structure of a polyoxoanion cluster incorporating *para*-bromophenylimido ligand, (Bu<sub>4</sub>N)<sub>2</sub>[Mo<sub>6</sub>O<sub>18</sub>(NC<sub>6</sub>H<sub>4</sub>Br-*p*)]. *J. Organomet. Chem.* **2006**, *691*, 1223-1228.
26. Qui, Y.; Xu, L.; Gao, G.; Wang, W.; Li, F. A new arylimido derivative of polyoxometalate (Bu<sub>4</sub>N)<sub>2</sub>[Mo<sub>6</sub>O<sub>17</sub>(NAr)<sub>2</sub>] [Ar = 2,6-(CH<sub>3</sub>)<sub>2</sub>C<sub>6</sub>H<sub>3</sub>]: Synthesis, structure and physicochemical properties. *Inorg. Chim. Acta* **2006**, *359*, 451-458.

27. Xu, L.; Lu, M.; Xu, B.; Wei, Y.; Peng, Z.; Powell, D.R. Towards main-chain-polyoxometalate-containing hybrid polymers: A highly efficient approach to bifunctionalized organoimido derivatives of hexamolybdates. *Angew. Chem. Int. Ed. Eng.* **2002**, *41*, 4129-4132.
28. Klemperer, W.G. Tetrabutylammonium isopolyoxometalates. *Inorg. Syntheses* **1990**, *27*, 74-85.
29. Compound **I** does not react with KBr when the latter is thoroughly dried and a spectrum of pure **I** is obtained. See ref. [2].
30. Honda, D.; Ikegami, S.; Inoue, T.; Ozeki, T.; Yagasaki, A. Protonation and methylation of an anderson-type polyoxoanion  $[\text{IMo}_6\text{O}_{24}]^{5-}$ . *Inorg. Chem.* **2007**, *46*, 1464-1470.

© 2009 by the authors; licensee Molecular Diversity Preservation International, Basel, Switzerland. This article is an open-access article distributed under the terms and conditions of the Creative Commons Attribution license (<http://creativecommons.org/licenses/by/3.0/>).