

Convenient Synthesis of 2-(1-Adamantyl)furans [†]

Valery V. Konshin, Vitaly A. Shcherbinin *, Ida A. Lupanova and Dzhamilya N. Konshina

Department of Chemistry and High Technology, Kuban State University, Stavropolskayast., 149, Krasnodar 350040, Russia; organotin@mail.ru (V.V.K.); konovalova_ida@mail.ru (I.A.L.); jfox@list.ru (D.N.K.)

* Correspondence: furan_sv@mail.ru

[†] Presented at the 22nd International Electronic Conference on Synthetic Organic Chemistry, 15 November–15 December 2018; Available Online: <https://sciforum.net/conference/ecsoc-22>.

Published: 14 November 2018

Abstract: A simple method of obtaining 2-(1-adamantyl)furans using a smaller amount of catalyst, providing a higher yield of the target products, as well as the possibility of varying the substituents in the furan ring was developed. The result was achieved by the adamantylation of furans with 1-adamantanol in a nitromethane medium in the presence of a Lewis acid, for which aluminum or bismuth triflate was used in an amount of 10 mol%.

Keywords: 2-(1-adamantyl)furan; adamantylation; furan; catalysis

1. Introduction

Among the first examples of preparation of furans containing the 1-adamantyl moiety was the method where 2,5-di(1-adamantyl)furan was prepared using 1-adamantoyl chloride and malonic ester as the starting compounds [1] (Figure 1).

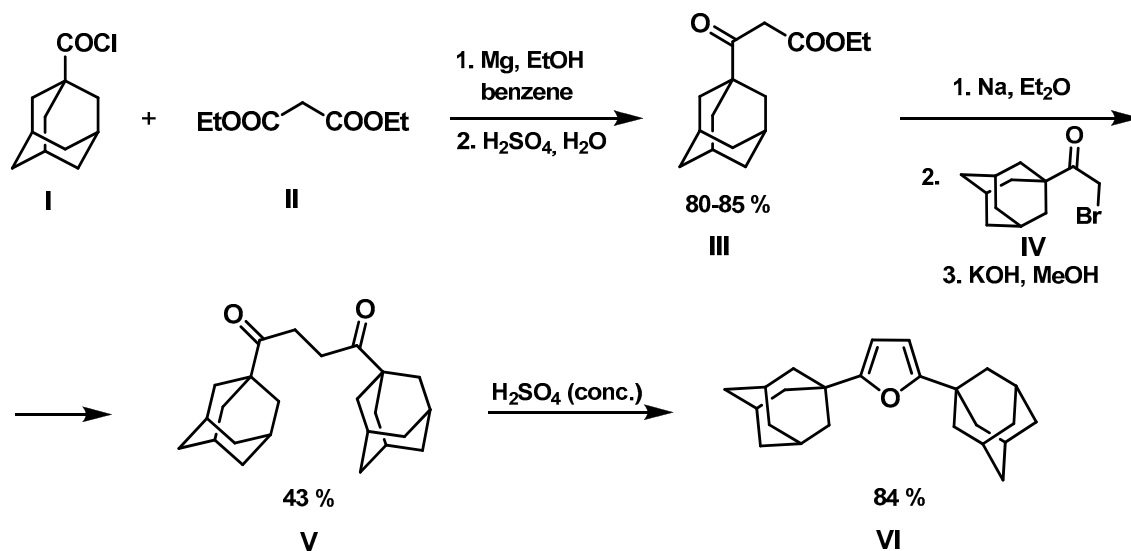


Figure 1. Synthesis of 2,5-di(1-adamantyl)furan.

At the first step, diethyl malonate **II** is acylated with 1-adamantoyl chloride **I**. Then, the resulting ethyl 3-(1-adamantyl)-3-oxopropionate **III** is alkylated with 1-(1-adamantyl)-2-bromoethane **IV**. Subsequent cyclization of 1,4-di(1-adamantyl)butane-1,4-dione **V** in concentrated sulfuric acid affords the target product **VI** in a yield of 84% (the total yield in all steps was 30%).

A method for preparation of adamantylated furans was described that includes the radical adamantylation of methyl 5-nitrofur-2-carboxylic acid **VII** or 5-nitrofurfural. The adamantyl radical in this method is generated by the Ag(I)-catalyzed oxidative decarboxylation of 1-adamantanecarboxylic acid **VIII** [2] (Figure 2).

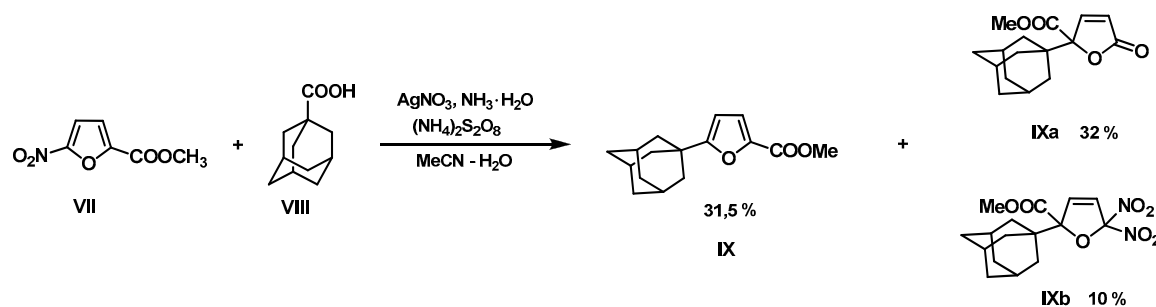


Figure 2. Radical adamantylation of methyl 5-nitrofur-2-carboxylic acid.

A three-step method for preparation of 1-adamantylfuran was proposed, in which the starting compound was 1-adamantanecarbaldehyde **X** (Figure 3).

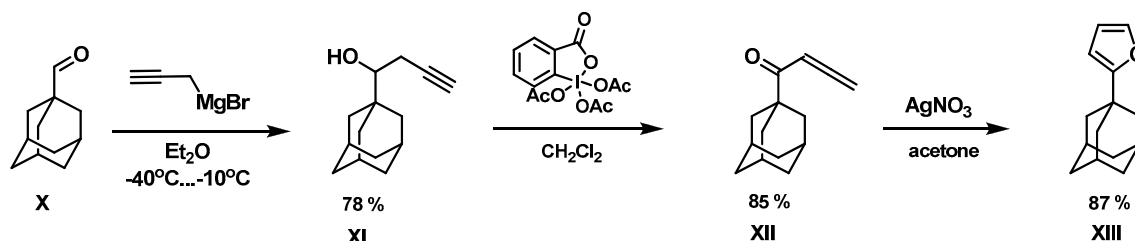


Figure 3. Preparation of 1-adamantylfuran.

Initially, the reaction of 1-adamantanecarbaldehyde and propargyl magnesium bromide affords the corresponding homopropargyl alcohol **XI**, which is oxidized by the Dess–Martin periodinane into allenyl ketone **XII**. Its subsequent heterocyclization on exposure to silver nitrate results in the target 1-adamantylfuran **XIII** in total yield of 58% (based on three steps) [3].

The method for 1-adamantylation of furans ring-substituted with electron-withdrawing groups (2-acetylfuran **XIV**, furan-3-carboxaldehyde **XVII**) using 1-iodoadamantane **XV** in the presence of 10 mol.% tetrakis(triphenylphosphine)palladium(0), 14 mol.% 1,3-bis(diphenylphosphino)propane (dppp), and 200 mol.% cesium carbonate in trifluorotoluene is known [4] (Figure 4).

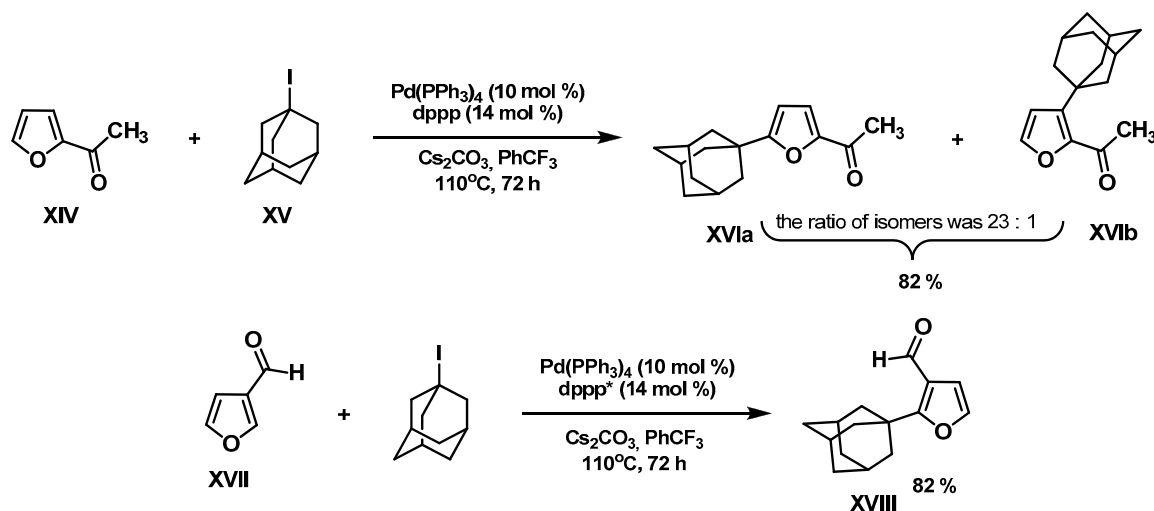


Figure 4. Adamantylation of furans with 1-iodoadamantane.

Adamantylation using 1-bromoadamantane in the presence of Lewis acid was used in the patent application: methyl furan-2-carboxylate **XIX** was treated with 1-bromoadamantane **XX** in *ortho*-dichlorobenzene in the presence of 200 mol.% aluminum chloride. The yield of the target product **XXI** was 49% [5] (Figure 5).

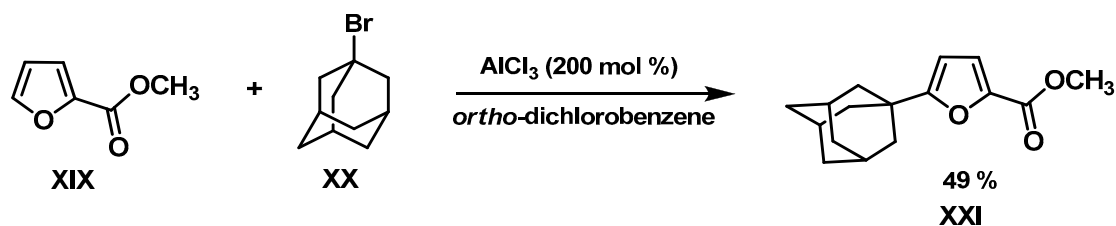


Figure 5. Adamantylation of furans with 1-bromoadamantane.

Adamantylation of 2-furancarboxylic acid **XXII** in dichloromethane in the presence of 200 mol.% aluminum chloride proceeds similarly. The yield of the target product **XIV** was 65% [6] (Figure 6).

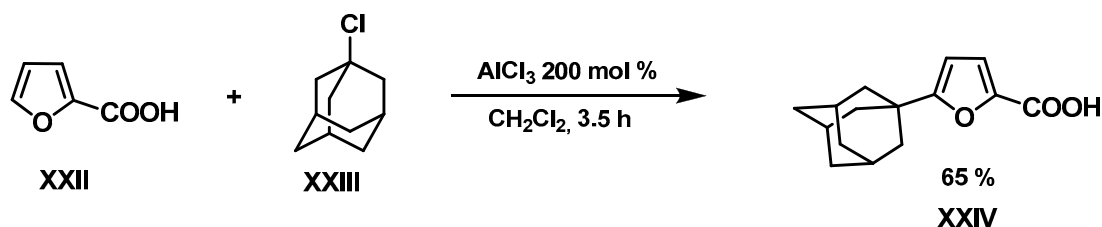


Figure 6. Adamantylation of furans with 1-chloroadamantane.

The above-mentioned methods for the synthesis of 1-adamantylated furans have drawbacks, which include the many steps in the synthesis scheme, the necessity for expensive palladium catalysts and specific reaction media, and the formation of mixed reaction products. In addition, none of the methods given above was realized for a wide spectrum of furan substrates, which would allow one to talk about its versatility.

2. Materials and Methods

^1H and ^{13}C NMR spectra were recorded on an ECA 400 (JEOL) instrument in CDCl_3 or $(\text{CD}_3)_2\text{SO}$ (Cambridge Isotope Laboratories Inc., Tewksbury, MA, USA) using residual solvent signals as the internal standard. IR spectra were recorded on an IR Prestige instrument (Shimadzu, Kyoto, Japan) in KBr pellets. The course of the reactions was monitored by gas chromatography–mass spectrometry (GC/MS) using a GC-2010 instrument (Shimadzu) with QP-2010 Plus mass selective detector (Shimadzu): the column was a Supelco SLB-5ms, 30 m, with programmed heating from 60 to 265 °C at a rate of 30 °C/min. Melting points were measured in open-end capillaries on a Stuart SMP30 instrument. The reagents used were commercially available from Aldrich, Acros, or ABCR.

Example of Preparation of 2-(1-adamantyl)-5-(*tert*-butyl)furan (**2a**)

1-Adamantanol (250 mg, 1.64 mmol) and aluminum triflate (78.9 mg, 0.164 mmol) were added to nitromethane (7 mL). 2-(*tert*-Butyl)furan (200 mg, 1.64 mmol) was added and the resulting solution was stirred for 4 h at room temperature. The reaction mixture was transferred to a separatory funnel containing 2 M hydrochloric acid (20 mL) and chloroform (5 mL). The organic layer was separated, the aqueous layer was extracted with chloroform (3×5 mL), and the combined chloroform extracts were evaporated on a rotary evaporator. The residue was purified by flash chromatography using hexane–ethylacetate (20:1) as the eluent to give product **2a** in yield of 83% as colorless crystals, m.p. 60–61 °C. IR (KBr), ν/cm^{-1} : 3103 ($\text{Csp}^2\text{-H}$), 2964, 2927, 2906, 2848 ($\text{Csp}^3\text{-H}$), 1604, 1556 ($\text{Csp}^2\text{-Csp}^2$), 1452. MS (EI, 70 eV), m/z (I_{rel} (%)): 258 (15, M^+), 243 (100). ^1H NMR (399.78 MHz, CDCl_3), δ : 1.25 (s, 9H, CH_3), 1.72–1.78 (m, 6H, CH_2), 1.88–1.91 (m, 6H, CH_2), 2.01–2.06 (m, 3H,

CH), 5.76 (d, 1H, CH, $^3J_{\text{HH}} = 3.2$ Hz), 5.81 (d, 1H, CH, $^3J_{\text{HH}} = 3.2$ Hz). ^{13}C NMR (CDCl_3), δ : 28.2 (CH), 29.0 (CH_3), 32.6 (C), 34.5 (C), 36.9 (CH_2), 41.2 (CH_2), 101.0 (CH), 101.4 (CH), 161.7 (C), 162.6 (C).

2-(1-Adamantyl)-5-methylfuran (2b). Yield 79%. IR (KBr), ν/cm^{-1} : 3103 ($\text{Csp}^2\text{-H}$), 2964, 2927, 2906, 2848 ($\text{Csp}^3\text{-H}$), 1604, 1556 ($\text{Csp}^2\text{-Csp}^2$), 1452. MS (EI, 70 eV), m/z (I_{rel} (%)): 216 (75, M^+), 159 (100), 131 (15), 122 (34). ^1H NMR (399.78 MHz, CDCl_3), δ : 1.71–1.77 (m, 6H, CH_2), 1.87–1.90 (m, 6H, CH_2), 1.99–2.06 (m, 3H, CH), 2.25 (s, 9H, CH_3), 5.76 (d, 1H, CH, $^3J_{\text{HH}} = 2.7$ Hz), 5.82 (d, 1H, CH, $^3J_{\text{HH}} = 2.7$ Hz). ^{13}C NMR (CDCl_3), δ : 13.5 (CH_3), 28.3 (CH), 34.3 (C), 36.8 (CH_2), 41.3 (CH_2), 101.7 (CH), 105.4 (CH), 149.6 (C), 163.1 (C).

2-(1-Adamantyl)furan (2c). Yield 79%. Colorless oil. MS (EI, 70 eV), m/z (I_{rel} (%)): 202 (71, M^+), 159 (10), 145 (100), 117 (28), 108 (33). NMR spectrum corresponds to that published in [3].

2-(1-Adamantyl)-5-(4-nitrophenyl)furan (2d). Yield 83%. Желтые кристаллы. m.p. 169–170 °C. IR (KBr), ν/cm^{-1} : 3012 ($\text{Csp}^2\text{-H}$), 2920, 2904, 2893, 2852 ($\text{Csp}^3\text{-H}$), 1602, 1508 ($\text{Csp}^2\text{-Csp}^2$), 1535 (NO_2as), 1332 (NO_2sy). MS (EI, 70 eV), m/z (I_{rel} (%)): 323 (100, M^+), 266 (68), 229 (24), 150 (14). ^1H NMR (399.78 MHz, CDCl_3), δ : 1.75–1.82 (m, 6H, CH_2), 1.96–1.99 (m, 6H, CH_2), 2.06–2.10 (m, 3H, CH), 2.07–2.12 (m, 6H, CH_2), 6.08 (d, 3.2 Гц, 1H, CH), 6.77 (d, 3.2 Гц, 1H, CH), 7.72 (m, 2H, CH), 8.20 (m, 2H, CH). ^{13}C NMR (CDCl_3), δ : 28.2 (CH), 34.9 (C), 36.7 (CH_2), 41.2 (CH_2), 104.8 (CH), 109.9 (CH), 123.3 (CH), 124.3 (CH), 137.0 (C), 145.8 (C), 149.4 (C), 167.0 (C).

2-((5-(1-Adamantyl)-2-furyl)methyl)-1H-isoindole-1,3(2H)-dione (2e). Yield 77%. IR (KBr), ν/cm^{-1} : 3115, 3103 ($\text{Csp}^2\text{-H}$), 2906, 2848 ($\text{Csp}^3\text{-H}$), 1774, 1722 (C=O). MS (EI, 70 eV), m/z (I_{rel} (%)): 361 (96, M^+), 333 (21), 267 (10), 226 (44), 157 (92), 135 (100). ^1H NMR (399.78 MHz, CDCl_3), δ : 1.70–1.78 (m, 6H, CH_2), 1.85 (ym.c, 6H, CH_2), 2.00 (ym.c, 3H, CH), 4.81 (c, 2H, CH_2), 5.81 (d, 3.2 Гц, 1H, CH), 6.21 (d, 3.2 Гц, 1H, CH), 7.67–7.73 (m, 2H, CH), 7.82–7.88 (m, 2H, CH). ^{13}C NMR (CDCl_3), δ : 28.2 (CH), 34.6 (CH_2), 36.7 (CH_2), 41.1 (CH_2), 43.2 (C), 102.3 (CH), 108.9 (CH), 123.4 (CH), 132.2 (C), 134.0 (CH), 147.0 (C), 164.6 (C), 167.7 (C=O).

Ethyl 5-(1-adamantyl)-2-furoate (2f). Yield 72%. Colorless crystals. m.p. 84 °C. IR (KBr), ν/cm^{-1} : 3169, 3128 ($\text{Csp}^2\text{-H}$), 2981, 2941, 2900, 2850 ($\text{Csp}^3\text{-H}$), 1720 (C=O). MS (EI, 70 eV), m/z (I_{rel} (%)): 274 (100, M^+), 229 (19), 217 (63), 180 (23). ^1H NMR (399.78 MHz, CDCl_3), δ : 1.36 (t, 7 Hz, CH_3 , 3H), 1.73–1.80 (m, 6H, CH_2), 1.91 (s, 3H), 1.93–1.98 (m, 6H, CH_2), 2.03–2.09 (m, 3H, CH), 4.33 (q, 7 Hz, 2H, CH_2), 6.04 (d, 3.4 Hz, 1H, CH), 7.06 (d, 3.5 Hz, 1H, CH). ^{13}C NMR (CDCl_3), δ : 14.4 (CH_3), 28.1 (CH), 35.0 (C), 36.5 (CH_2), 41.8 (CH_2), 60.5 (CH_2), 104.2 (CH), 118.7 (CH), 142.7 (C), 159.0 (C), 169.0 (C=O).

2-(1-Adamantyl)-5-(2-nitrovinyl)furan (2g). Yield 37%. Lemon yellow crystals. IR (KBr), ν/cm^{-1} : 3147, 3103, 3066 ($\text{Csp}^2\text{-H}$), 2908, 2848 ($\text{Csp}^3\text{-H}$), 1627, 1492 ($\text{Csp}^2\text{-Csp}^2$), 1523 (NO_2as), 1330 (NO_2sy). MS (EI, 70 eV), m/z (I_{rel} (%)): 273 (15, M^+), 230 (37), 145 (15), 135 (100). ^1H NMR (399.78 MHz, CDCl_3), δ : 1.73–1.81 (m, 6H, CH_2), 1.91–1.93 (m, 6H, CH_2), 2.07 (br.s., 3H, CH), 6.13 (d, 3.7 Hz, 1H, CH), 6.80 (d, 3.7 Hz, 1H, CH), 7.47 (d, 12.8 Hz, 1H, CH), 7.70 (d, 13.2 Hz, 1H, CH). ^{13}C NMR (CDCl_3), δ : 28.0 (CH), 35.2 (C), 36.5 (CH_2), 40.8 (CH_2), 106.3 (CH), 121.9 (CH), 125.7 (CH), 133.2 (C), 144.7 (C), 170.4 (C).

3. Results and Discussion

We propose performing adamantylation of furans with 1-adamantanol in nitromethane in the presence of Lewis acid, which could be aluminum or bismuth triflate in the amount of 10 mol%, according to Figure 7.

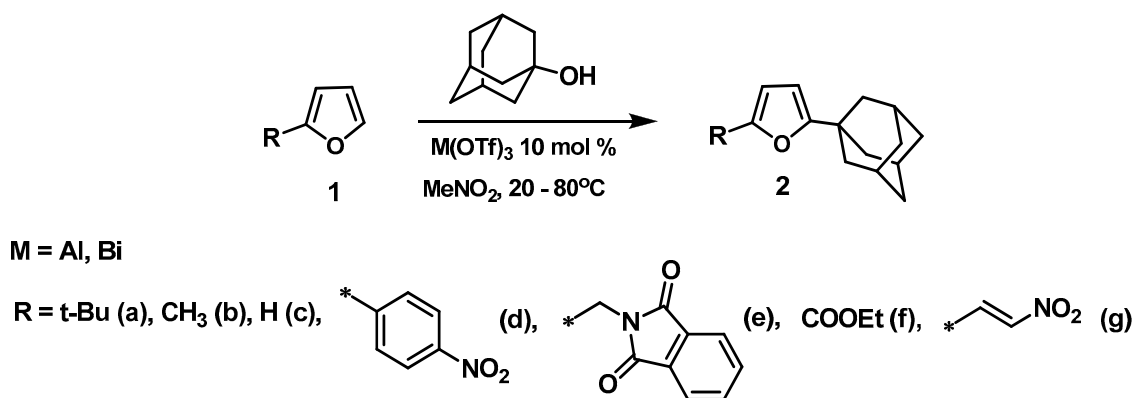


Figure 7. Adamantylation of furans with 1-adamantanol.

Optimum conditions for the preparation of adamantylated furans were selected on the model reaction of 2-*tert*-butylfuran with 1-adamantanol whose course was controlled by chromatography–mass spectrometry.

The degree of conversion of 1-adamantanol into 2-(1-adamantyl)-5-(*tert*-butyl)furan, depending on the Lewis acid used, is shown in the figure.

As the figure shows, consumption of 1-adamantanol and accumulation of the adamantylation product occur most rapidly when using 10 mol% of bismuth triflate (97% conversion after 2.5 h at room temperature), while the same amount of aluminum triflate within the same time provides a conversion of 85%. Nevertheless, aluminum triflate gives a conversion of 97% upon mixing the reagents for 4 h. In the case of scandium triflate, the 82% conversion is achieved only after 22 h and, in the case of zinc triflate, the conversion within the same time was only 5%.

Depending on the nature of substituents at the furan ring, adamantylation was carried out at room temperature or upon heating to 50–80 °C.

This method can be extended to several alkyl- and arylfurans, as well as to furans containing functional groups, such as carbethoxy and β -nitrovinyl which are most promising to be used in the synthesis of bioactive substances.

4. Conclusions

A simple method of obtaining 2-(1-adamantyl)furans using aluminum or bismuth triflate in nitromethane an amount of 10 mol% was developed. This method can be extended to several alkyl- and arylfurans, as well as to furans containing functional groups, such as carbethoxy and β -nitrovinyl which are most promising to be used in the synthesis of bioactive substances.

Acknowledgments: This work was financially supported by the Russian Foundation for Basic Research (Project No. 16-43-230002 r_a) and the Administration of the Krasnodar Territory.

References

- Stetter, H.; Rauscher, E. Zurkenntnis des β -[adamantyl(1)]- β -oxo-propionsaure-athylesters. *Chem. Ber.* **1960**, *93*, 2054–2057.
- Cogolli, P.; Tastaferri, L.; Tiecco, M.; Tingoli, M. Factors controlling the fate of radical ipso intermediates. Homolytic alkylation of furan derivatives. *J. Chem. Soc. Chem. Commun.* **1979**, *18*, 800–801.
- Hashmi, A.S.K.; Salathe, R.; Frey, W. Gold catalysis: No steric limitations in the phenol synthesis. *Chem. Eur. J.* **2006**, *12*, 6991–6996.
- Wu, X.; Wei, J.; See, T.; Xu, K.; Hirao, H.; Roger, J.; Hierso, J.-C.; Zhou, J. A general palladium-catalyzed method for alkylation of heteroarenes using secondary and tertiary alkyl halides. *Angew. Chem. Int. Ed.* **2014**, *53*, 49, 13573–13577.
- EP2 RECEPTOR AGONISTS, PCT/WO2005/080367 A1, IPC (7) C07D 307/68, C07D 405/04, 1 September 2005.

6. Aikawa, H.; Takahira, Y.; Yamaguchi, M. Synthesis of 1,8-di(1-adamantyl)naphthalenes as single enantiomers stable at ambient temperatures. *Chem. Commun.* **2011**, *47*, 1479–1481.



© 2019 by the authors. Licensee MDPI, Basel, Switzerland. This article is an open access article distributed under the terms and conditions of the Creative Commons Attribution (CC BY) license (<http://creativecommons.org/licenses/by/4.0/>).